

ROUTT COUNTY BOARD OF COUNTY COMMISSIONERS

Timothy V. Corrigan
District I

Timothy Redmond
District II

M. Elizabeth Melton
District III

Work Session

April 25, 2022

Times listed on the agenda are approximations and may be longer or shorter, or being earlier than scheduled, with no notice. Agendas are subject to change 24 hours before the meeting start time. To ensure you have the most up-to-date information, please check the agenda after 24 hours of its start time.

If you are joining the meeting for a specific item, please join 10 minutes before the item to ensure you are present for the beginning of the item.

All regular meetings are open to the public unless otherwise noted. All meetings will be held in the Routt County Historic Courthouse - 522 Lincoln Avenue, Hearing Room, Steamboat Springs - or otherwise noted.

Join the meeting via our [Zoom Link](#).

To join by telephone dial 1-346-248-7799

Webinar ID: 851 5180 1592 Password: 44052

1. **9:30 A.M. COUNTY MANAGER/ LEGAL/ COMMISSIONERS' COMMITTEES UPDATE**
Jay Harrington, County Manager
Erick Knaus, County Attorney
2. **11:00 A.M. HUMAN RESOURCES**
Human Resources Director, Kathy Nelson
 - A. **DISCUSSION ON ADJUSTING ROUTT COUNTY'S BASE COMPENSATION**
DISCUSSION ON ADJUSTING ROUTT COUNTY'S BASE COMPENSATION

Documents:

[AGENDA ITEM - ADJUSTMENT TO ROUTT COUNTY'S BASE COMPENSATION.PDF](#)
[BASE COMPENSATION PAY SCALE ADJUSTMENTS 5-1-2022.PDF](#)
3. **11:30 A.M. LUNCH BREAK**
4. **1:30 P.M. COUNTY TECHNICAL SERVICES, INC. (CTSI)**
Marylin Wagner, Sr. Loss Control Representative
 - A. **CTSI 5-YEAR LOSS TRENDING ANALYSIS AND POOL UPDATE**

Documents:

[ROUTT.PDF](#)

5. 2:00 P.M. PURCHASING

Julie Kennedy, Purchasing Agent

A. R&B AND FINANCE DISCUSSION ON SUPPLEMENTAL BUDGET REQUEST FOR OVERLAY AND CHIP SEAL 2022 PROJECTS

Discussion with the Board of County Commissioners to discuss the increase in prices for both Overlay and Chip Seal in 2022 Market, and how R&B and Finance will account for the additional funding at the end of 2022. Also, we would like to discuss best steps forward for future forecasting.

Documents:

[OVERLAY AND CHIP SEAL SUPPLEMENTAL BUDGET DISCUSSION BCC AGENDA COMMUNICATION FORM.PDF](#)

6. 2:30 P.M. MEETING ADJOURNED

All programs, services and activities of Routt County are operated in compliance with the Americans with Disabilities Act. If you need a special accommodation as a result of a disability, please call the Commissioners Office at (970) 879-0108 to assure that we can meet your needs. Please notify us of your request as soon as possible prior to the scheduled event. Routt County uses the Relay Colorado service. Dial 711 or TDD (970) 870-5444.

ROUTT COUNTY BOARD OF COUNTY COMMISSIONERS

AGENDA COMMUNICATION FORM

FROM:	Kathy Nelson, Human Resources Director
TODAY'S DATE:	April 19, 2022
AGENDA TITLE:	Discussion on Adjusting Routt County's Base Compensation
CHECK ONE THAT APPLIES TO YOUR ITEM:	
<input type="checkbox"/> ACTION ITEM	
<input checked="" type="checkbox"/> DIRECTION	
<input checked="" type="checkbox"/> INFORMATION	
I. DESCRIBE THE REQUEST OR ISSUE:	
Discussion on Adjusting Routt County's Base Compensation	
II. RECOMMENDED ACTION:	
Discussion and Direction on Adjusting Routt County's Base Compensation	
III. DESCRIBE FISCAL IMPACTS (VARIATION TO BUDGET):	
PROPOSED REVENUE: None	
PROPOSED EXPENDITURE: Estimated Annual Expense Including Benefits is: \$76,676	
FUNDING SOURCE: YVRA \$70,436; Facilities Management, DHS, Clerk, Fair, Road & Bridge, Public Health, and BCC will fund the \$6,240 balance.	
IV. IMPACTS OF A REGIONAL NATURE OR ON OTHER JURISDICTIONS (IDENTIFY ANY COMMUNICATIONS ON THIS ITEM):	
None known.	
V. BACKGROUND INFORMATION:	
Routt County has a number of essential positions where the base wage is no longer competitive. Due to the low starting wages of these positions, many departments have been challenged with high turnover and recruitment problems. In an effort to address the above issues, we are recommending that Routt County's minimum base wage is adjusted to \$20.00/hr. and \$14.00/hr. for tipped positions.	
VI. LEGAL ISSUES:	
None known.	
VII. CONFLICTS OR ENVIRONMENTAL ISSUES:	
None known.	
VIII. SUMMARY AND OTHER OPTIONS:	

EFFECTIVE DATE	DESCRIPTION	STEP /LEVEL	HOURLY RATE	PERIOD SALARY	ANNUAL SALARY
----------------	-------------	-------------	-------------	---------------	---------------

05/01/2022 OFF ASSIST

0	0.0000	0.00	0.00
1	20.0000	1733.33	41600.00
2	20.7059	1794.51	43068.24
3	21.4118	1855.69	44536.47
4	22.1176	1916.86	46004.71
5	22.8235	1978.04	47472.94
6	23.5294	2039.22	48941.18
7	24.2353	2100.39	50409.42
8	24.9412	2161.57	51877.65
9	25.6471	2222.75	53345.89
10	26.3529	2283.92	54814.12
11	27.0588	2345.10	56282.36

05/01/2022 FM JANIT WRK

0	0.0000	0.00	0.00
1	20.0000	1733.33	41600.00
2	20.7059	1794.51	43068.24
3	21.4118	1855.69	44536.47
4	22.1176	1916.86	46004.71
5	22.8235	1978.04	47472.94
6	23.5294	2039.22	48941.18
7	24.2353	2100.39	50409.42
8	24.9412	2161.57	51877.65
9	25.6471	2222.75	53345.89
10	26.3529	2283.92	54814.12
11	27.0588	2345.10	56282.36

05/01/2022 FAC GROUNDKEEPE

0	0.0000	0.00	0.00
1	20.0000	1733.33	41600.00
2	20.7059	1794.51	43068.24
3	21.4118	1855.69	44536.47
4	22.1176	1916.86	46004.71
5	22.8235	1978.04	47472.94
6	23.5294	2039.22	48941.18
7	24.2353	2100.39	50409.42
8	24.9412	2161.57	51877.65
9	25.6471	2222.75	53345.89
10	26.3529	2283.92	54814.12
11	27.0588	2345.10	56282.36

05/01/2022 OFF ASSIST

0	0.0000	0.00	0.00
1	20.0000	1733.33	41600.00
2	20.7059	1794.51	43068.24
3	21.4118	1855.69	44536.47
4	22.1176	1916.86	46004.71

5	22.8235	1978.04	47472.94
6	23.5294	2039.22	48941.18
7	24.2353	2100.39	50409.42
8	24.9412	2161.57	51877.65
9	25.6471	2222.75	53345.89
10	26.3529	2283.92	54814.12
11	27.0588	2345.10	56282.36

05/01/2022 MINUTE TKR

0	0.0000	0.00	0.00
1	20.0000	1733.33	41600.00
2	20.7059	1794.51	43068.24
3	21.4118	1855.69	44536.47
4	22.1176	1916.86	46004.71
5	22.8235	1978.04	47472.94
6	23.5294	2039.22	48941.18
7	24.2353	2100.39	50409.42
8	24.9412	2161.57	51877.65
9	25.6471	2222.75	53345.89
10	26.3529	2283.92	54814.12
11	27.0588	2345.10	56282.36

05/01/2022 FAIR GROUNDKEEP

0	0.0000	0.00	0.00
1	20.0000	1733.33	41600.00
2	20.7059	1794.51	43068.24
3	21.4118	1855.69	44536.47
4	22.1176	1916.86	46004.71
5	22.8235	1978.04	47472.94
6	23.5294	2039.22	48941.18
7	24.2353	2100.39	50409.42
8	24.9412	2161.57	51877.65
9	25.6471	2222.75	53345.89
10	26.3529	2283.92	54814.12
11	27.0588	2345.10	56282.36

05/01/2022 DEP CLRK ELC

0	0.0000	0.00	0.00
1	20.0000	1733.33	41600.00
2	20.7059	1794.51	43068.24
3	21.4118	1855.69	44536.47
4	22.1176	1916.86	46004.71
5	22.8235	1978.04	47472.94
6	23.5294	2039.22	48941.18
7	24.2353	2100.39	50409.42
8	24.9412	2161.57	51877.65
9	25.6471	2222.75	53345.89
10	26.3529	2283.92	54814.12
11	27.0588	2345.10	56282.36

05/01/2022 DEP CLRK MVD

0	0.0000	0.00	0.00
1	20.0000	1733.33	41600.00
2	20.7059	1794.51	43068.24
3	21.4118	1855.69	44536.47
4	22.1176	1916.86	46004.71
5	22.8235	1978.04	47472.94
6	23.5294	2039.22	48941.18
7	24.2353	2100.39	50409.42
8	24.9412	2161.57	51877.65
9	25.6471	2222.75	53345.89
10	26.3529	2283.92	54814.12
11	27.0588	2345.10	56282.36

05/01/2022 DEP CLRK REC

0	0.0000	0.00	0.00
1	20.0000	1733.33	41600.00
2	20.7059	1794.51	43068.24
3	21.4118	1855.69	44536.47
4	22.1176	1916.86	46004.71
5	22.8235	1978.04	47472.94
6	23.5294	2039.22	48941.18
7	24.2353	2100.39	50409.42
8	24.9412	2161.57	51877.65
9	25.6471	2222.75	53345.89
10	26.3529	2283.92	54814.12
11	27.0588	2345.10	56282.36

05/01/2022 CLIN ADMN SPEC

0	0.0000	0.00	0.00
1	20.0000	1733.33	41600.00
2	20.7059	1794.51	43068.24
3	21.4118	1855.69	44536.47
4	22.1176	1916.86	46004.71
5	22.8235	1978.04	47472.94
6	23.5294	2039.22	48941.18
7	24.2353	2100.39	50409.42
8	24.9412	2161.57	51877.65
9	25.6471	2222.75	53345.89
10	26.3529	2283.92	54814.12
11	27.0588	2345.10	56282.36

05/01/2022 OFF ASSIST

0	0.0000	0.00	0.00
1	20.0000	1733.33	41600.00
2	20.7059	1794.51	43068.24
3	21.4118	1855.69	44536.47
4	22.1176	1916.86	46004.71
5	22.8235	1978.04	47472.94
6	23.5294	2039.22	48941.18
7	24.2353	2100.39	50409.42

8	24.9412	2161.57	51877.65
9	25.6471	2222.75	53345.89
10	26.3529	2283.92	54814.12
11	27.0588	2345.10	56282.36

05/01/2022 SECURITY COORD

0	0.0000	0.00	0.00
1	20.0000	1733.33	41600.00
2	20.7059	1794.51	43068.24
3	21.4118	1855.69	44536.47
4	22.1176	1916.86	46004.71
5	22.8235	1978.04	47472.94
6	23.5294	2039.22	48941.18
7	24.2353	2100.39	50409.42
8	24.9412	2161.57	51877.65
9	25.6471	2222.75	53345.89
10	26.3529	2283.92	54814.12
11	27.0588	2345.10	56282.36

05/01/2022 SNL SECUR GUARD

0	0.0000	0.00	0.00
1	20.0000	1733.33	41600.00
2	20.7059	1794.51	43068.24
3	21.4118	1855.69	44536.47
4	22.1176	1916.86	46004.71
5	22.8235	1978.04	47472.94
6	23.5294	2039.22	48941.18
7	24.2353	2100.39	50409.42
8	24.9412	2161.57	51877.65
9	25.6471	2222.75	53345.89
10	26.3529	2283.92	54814.12
11	27.0588	2345.10	56282.36

05/01/2022 SR PASSG SERV

0	0.0000	0.00	0.00
1	20.0000	1733.33	41600.00
2	20.7059	1794.51	43068.24
3	21.4118	1855.69	44536.47
4	22.1176	1916.86	46004.71
5	22.8235	1978.04	47472.94
6	23.5294	2039.22	48941.18
7	24.2353	2100.39	50409.42
8	24.9412	2161.57	51877.65
9	25.6471	2222.75	53345.89
10	26.3529	2283.92	54814.12
11	27.0588	2345.10	56282.36

05/01/2022 PASSENG SVC REP

0	0.0000	0.00	0.00
1	20.0000	1733.33	41600.00
2	20.7059	1794.51	43068.24

3	21.4118	1855.69	44536.47
4	22.1176	1916.86	46004.71
5	22.8235	1978.04	47472.94
6	23.5294	2039.22	48941.18
7	24.2353	2100.39	50409.42
8	24.9412	2161.57	51877.65
9	25.6471	2222.75	53345.89
10	26.3529	2283.92	54814.12
11	27.0588	2345.10	56282.36

05/01/2022 SKYCAP

0	0.0000	0.00	0.00
1	14.0000	1213.33	29120.00
2	14.4941	1256.16	30147.76
3	14.9882	1298.98	31175.53
4	15.4824	1341.80	32203.29
5	15.9765	1384.63	33231.06
6	16.4706	1427.45	34258.82
7	16.9647	1470.27	35286.58
8	17.4588	1513.10	36314.35
9	17.9529	1555.92	37342.11
10	18.4471	1598.75	38369.88
11	18.9412	1641.57	39397.64

05/01/2022 JANIT SVC WRK

0	0.0000	0.00	0.00
1	20.0000	1733.33	41600.00
2	20.7059	1794.51	43068.24
3	21.4118	1855.69	44536.47
4	22.1176	1916.86	46004.71
5	22.8235	1978.04	47472.94
6	23.5294	2039.22	48941.18
7	24.2353	2100.39	50409.42
8	24.9412	2161.57	51877.65
9	25.6471	2222.75	53345.89
10	26.3529	2283.92	54814.12
11	27.0588	2345.10	56282.36

05/01/2022 JAN SVC WRK HRY

0	0.0000	0.00	0.00
1	20.0000	1733.33	41600.00
2	20.7059	1794.51	43068.24
3	21.4118	1855.69	44536.47
4	22.1176	1916.86	46004.71
5	22.8235	1978.04	47472.94
6	23.5294	2039.22	48941.18
7	24.2353	2100.39	50409.42
8	24.9412	2161.57	51877.65
9	25.6471	2222.75	53345.89
10	26.3529	2283.92	54814.12

05/01/2022 B&G MNT WRKR	11	27.0588	2345.10	56282.36
	0	0.0000	0.00	0.00
	1	20.0000	1733.33	41600.00
	2	20.7059	1794.51	43068.24
	3	21.4118	1855.69	44536.47
	4	22.1176	1916.86	46004.71
	5	22.8235	1978.04	47472.94
	6	23.5294	2039.22	48941.18
	7	24.2353	2100.39	50409.42
	8	24.9412	2161.57	51877.65
	9	25.6471	2222.75	53345.89
	10	26.3529	2283.92	54814.12

05/01/2022 YVRA SR COOK	0	0.0000	0.00	0.00
	1	20.0000	1733.33	41600.00
	2	20.7059	1794.51	43068.24
	3	21.4118	1855.69	44536.47
	4	22.1176	1916.86	46004.71
	5	22.8235	1978.04	47472.94
	6	23.5294	2039.22	48941.18
	7	24.2353	2100.39	50409.42
	8	24.9412	2161.57	51877.65
	9	25.6471	2222.75	53345.89
	10	26.3529	2283.92	54814.12
	11	27.0588	2345.10	56282.36

05/01/2022 YVRA COOK	0	0.0000	0.00	0.00
	1	20.0000	1733.33	41600.00
	2	20.7059	1794.51	43068.24
	3	21.4118	1855.69	44536.47
	4	22.1176	1916.86	46004.71
	5	22.8235	1978.04	47472.94
	6	23.5294	2039.22	48941.18
	7	24.2353	2100.39	50409.42
	8	24.9412	2161.57	51877.65
	9	25.6471	2222.75	53345.89
	10	26.3529	2283.92	54814.12
	11	27.0588	2345.10	56282.36

05/01/2022 YVRA COUNTER AT	0	0.0000	0.00	0.00
	1	14.0000	1213.33	29120.00
	2	14.4941	1256.16	30147.76
	3	14.9882	1298.98	31175.53
	4	15.4824	1341.80	32203.29
	5	15.9765	1384.63	33231.06

6	16.4706	1427.45	34258.82
7	16.9647	1470.27	35286.58
8	17.4588	1513.10	36314.35
9	17.9529	1555.92	37342.11
10	18.4471	1598.75	38369.88
11	18.9412	1641.57	39397.64

05/01/2022 YVRA SERVER

0	0.0000	0.00	0.00
1	14.0000	1213.33	29120.00
2	14.4941	1256.16	30147.76
3	14.9882	1298.98	31175.53
4	15.4824	1341.80	32203.29
5	15.9765	1384.63	33231.06
6	16.4706	1427.45	34258.82
7	16.9647	1470.27	35286.58
8	17.4588	1513.10	36314.35
9	17.9529	1555.92	37342.11
10	18.4471	1598.75	38369.88
11	18.9412	1641.57	39397.64

05/01/2022 YVRA BARTENDER

0	0.0000	0.00	0.00
1	14.0000	1213.33	29120.00
2	14.4941	1256.16	30147.76
3	14.9882	1298.98	31175.53
4	15.4824	1341.80	32203.29
5	15.9765	1384.63	33231.06
6	16.4706	1427.45	34258.82
7	16.9647	1470.27	35286.58
8	17.4588	1513.10	36314.35
9	17.9529	1555.92	37342.11
10	18.4471	1598.75	38369.88
11	18.9412	1641.57	39397.64

05/01/2022 YVRA BUSSER

0	0.0000	0.00	0.00
1	14.0000	1213.33	29120.00
2	14.4941	1256.16	30147.76
3	14.9882	1298.98	31175.53
4	15.4824	1341.80	32203.29
5	15.9765	1384.63	33231.06
6	16.4706	1427.45	34258.82
7	16.9647	1470.27	35286.58
8	17.4588	1513.10	36314.35
9	17.9529	1555.92	37342.11
10	18.4471	1598.75	38369.88
11	18.9412	1641.57	39397.64

05/01/2022 YVRA KITCH ASST

0	0.0000	0.00	0.00
---	--------	------	------

1	20.0000	1733.33	41600.00
2	20.7059	1794.51	43068.24
3	21.4118	1855.69	44536.47
4	22.1176	1916.86	46004.71
5	22.8235	1978.04	47472.94
6	23.5294	2039.22	48941.18
7	24.2353	2100.39	50409.42
8	24.9412	2161.57	51877.65
9	25.6471	2222.75	53345.89
10	26.3529	2283.92	54814.12
11	27.0588	2345.10	56282.36

05/01/2022 YVRA ASST COOK

0	0.0000	0.00	0.00
1	20.0000	1733.33	41600.00
2	20.7059	1794.51	43068.24
3	21.4118	1855.69	44536.47
4	22.1176	1916.86	46004.71
5	22.8235	1978.04	47472.94
6	23.5294	2039.22	48941.18
7	24.2353	2100.39	50409.42
8	24.9412	2161.57	51877.65
9	25.6471	2222.75	53345.89
10	26.3529	2283.92	54814.12
11	27.0588	2345.10	56282.36

05/01/2022 YV- SR RETAIL

0	0.0000	0.00	0.00
1	20.0000	1733.33	41600.00
2	20.7059	1794.51	43068.24
3	21.4118	1855.69	44536.47
4	22.1176	1916.86	46004.71
5	22.8235	1978.04	47472.94
6	23.5294	2039.22	48941.18
7	24.2353	2100.39	50409.42
8	24.9412	2161.57	51877.65
9	25.6471	2222.75	53345.89
10	26.3529	2283.92	54814.12
11	27.0588	2345.10	56282.36

05/01/2022 YV-RETAIL ASSOC

0	0.0000	0.00	0.00
1	20.0000	1733.33	41600.00
2	20.7059	1794.51	43068.24
3	21.4118	1855.69	44536.47
4	22.1176	1916.86	46004.71
5	22.8235	1978.04	47472.94
6	23.5294	2039.22	48941.18
7	24.2353	2100.39	50409.42
8	24.9412	2161.57	51877.65

9	25.6471	2222.75	53345.89
10	26.3529	2283.92	54814.12
11	27.0588	2345.10	56282.36

05/01/2022 OFF ASSIST

0	0.0000	0.00	0.00
1	20.0000	1733.33	41600.00
2	20.7059	1794.51	43068.24
3	21.4118	1855.69	44536.47
4	22.1176	1916.86	46004.71
5	22.8235	1978.04	47472.94
6	23.5294	2039.22	48941.18
7	24.2353	2100.39	50409.42
8	24.9412	2161.57	51877.65
9	25.6471	2222.75	53345.89
10	26.3529	2283.92	54814.12
11	27.0588	2345.10	56282.36

05/01/2022 HS CASE AIDE

0	0.0000	0.00	0.00
1	20.0000	1733.33	41600.00
2	20.7059	1794.51	43068.24
3	21.4118	1855.69	44536.47
4	22.1176	1916.86	46004.71
5	22.8235	1978.04	47472.94
6	23.5294	2039.22	48941.18
7	24.2353	2100.39	50409.42
8	24.9412	2161.57	51877.65
9	25.6471	2222.75	53345.89
10	26.3529	2283.92	54814.12
11	27.0588	2345.10	56282.36

05/01/2022 HS ELIG TECH

0	0.0000	0.00	0.00
1	20.0000	1733.33	41600.00
2	20.7059	1794.51	43068.24
3	21.4118	1855.69	44536.47
4	22.1176	1916.86	46004.71
5	22.8235	1978.04	47472.94
6	23.5294	2039.22	48941.18
7	24.2353	2100.39	50409.42
8	24.9412	2161.57	51877.65
9	25.6471	2222.75	53345.89
10	26.3529	2283.92	54814.12
11	27.0588	2345.10	56282.36

05/01/2022 HS PROG SPECIAL

0	0.0000	0.00	0.00
1	20.0000	1733.33	41600.00
2	20.7059	1794.51	43068.24
3	21.4118	1855.69	44536.47

4	22.1176	1916.86	46004.71
5	22.8235	1978.04	47472.94
6	23.5294	2039.22	48941.18
7	24.2353	2100.39	50409.42
8	24.9412	2161.57	51877.65
9	25.6471	2222.75	53345.89
10	26.3529	2283.92	54814.12
11	27.0588	2345.10	56282.36

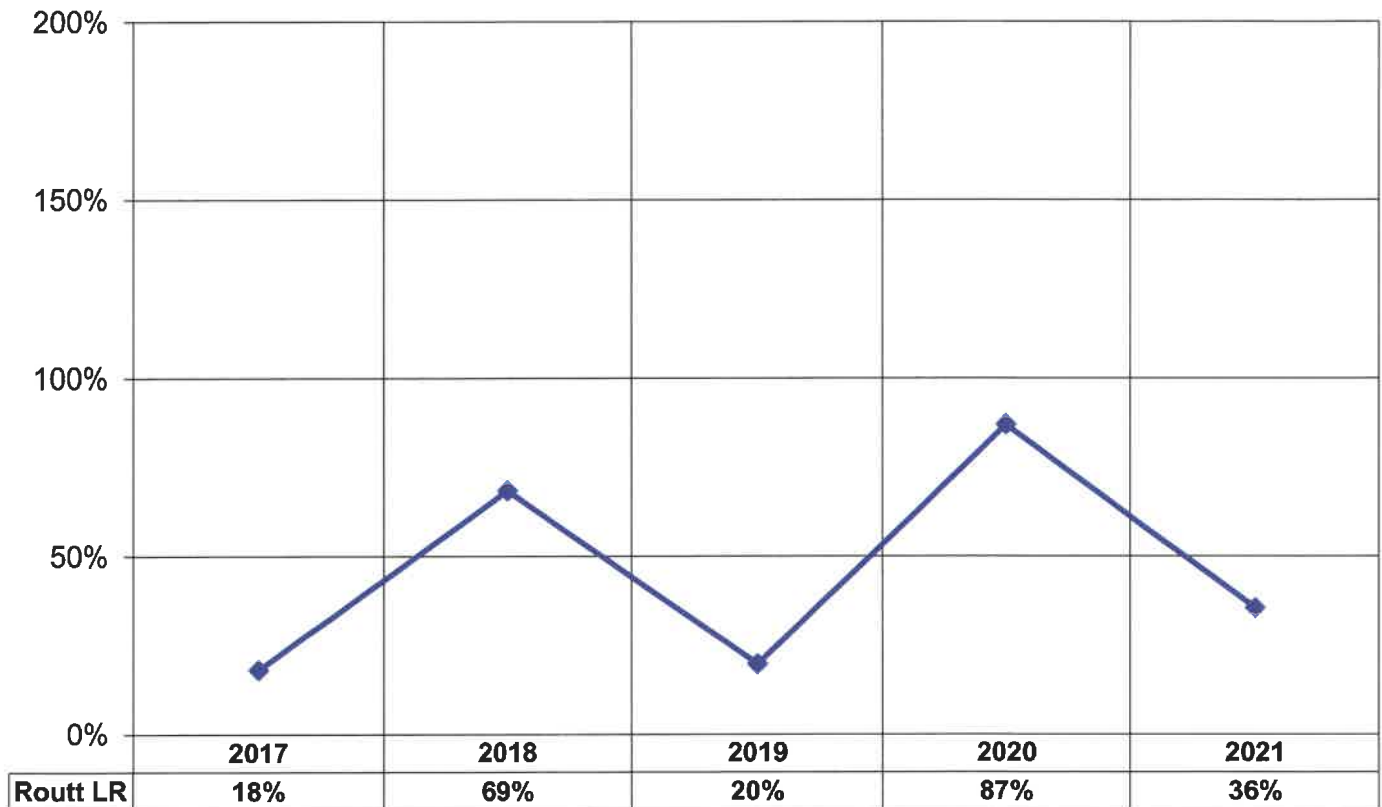
05/01/2022 R&B FLAGGER

0	0.0000	0.00	0.00
1	20.0000	1733.33	41600.00
2	20.7059	1794.51	43068.24
3	21.4118	1855.69	44536.47
4	22.1176	1916.86	46004.71
5	22.8235	1978.04	47472.94
6	23.5294	2039.22	48941.18
7	24.2353	2100.39	50409.42
8	24.9412	2161.57	51877.65
9	25.6471	2222.75	53345.89
10	26.3529	2283.92	54814.12
11	27.0588	2345.10	56282.36

Colorado Counties Casualty Property Pool Loss Ratio Report as of December 31, 2021



Routt County CAPP Loss Ratio



All claim years subject to change due to activity of claims.



Frequency
of Claims

Severity
\$ of Claims

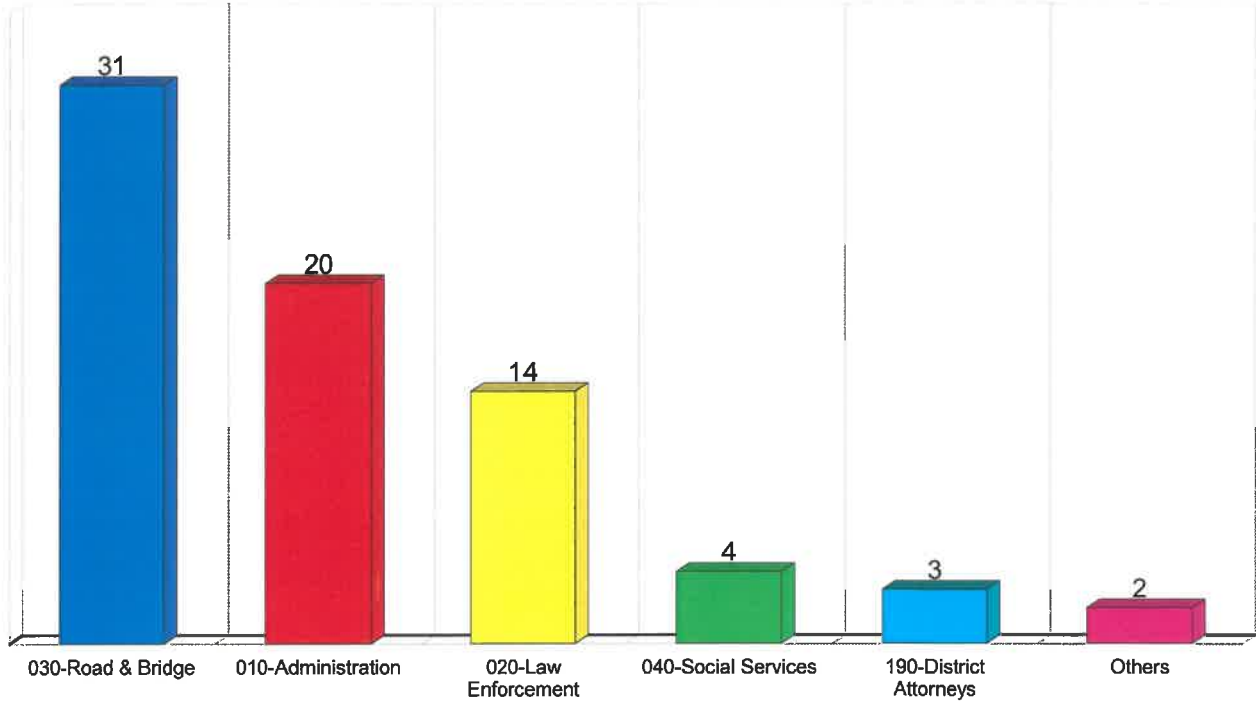
Average Cost
Per Claim

74

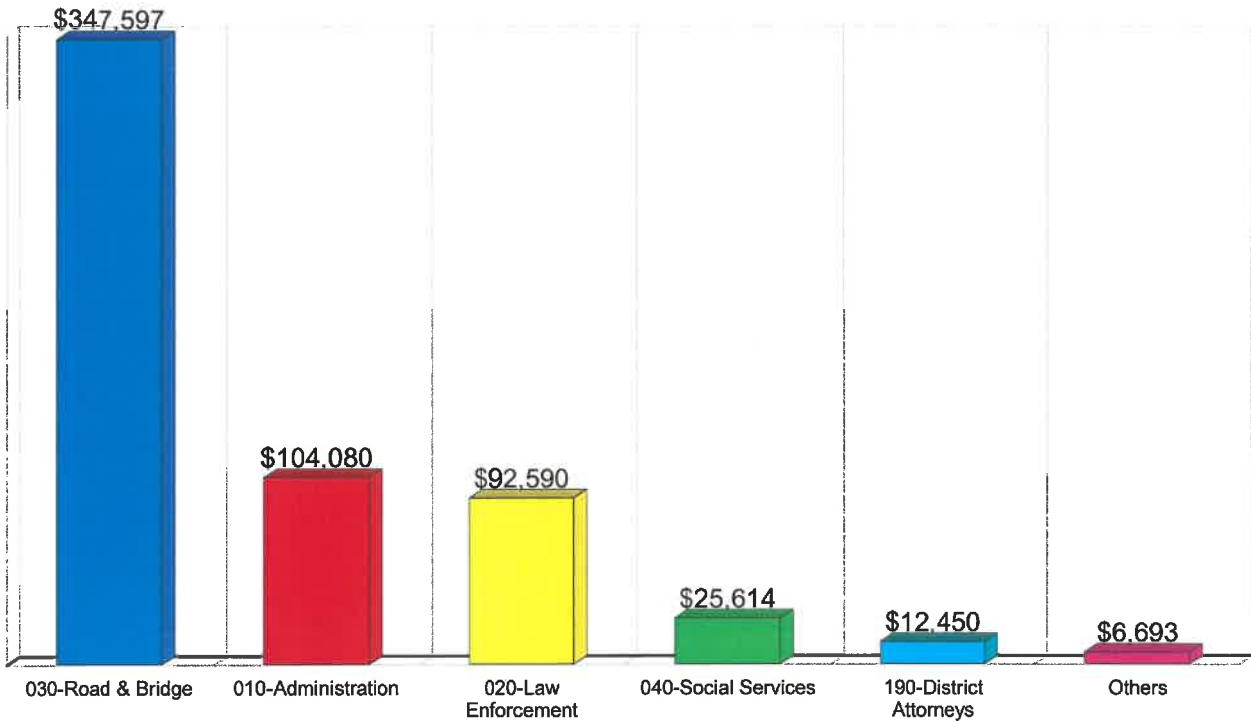
\$589,025

\$7,960

Top Five in Frequency



Top Five in Severity



Frequency
of Claims

Severity
\$ of Claims

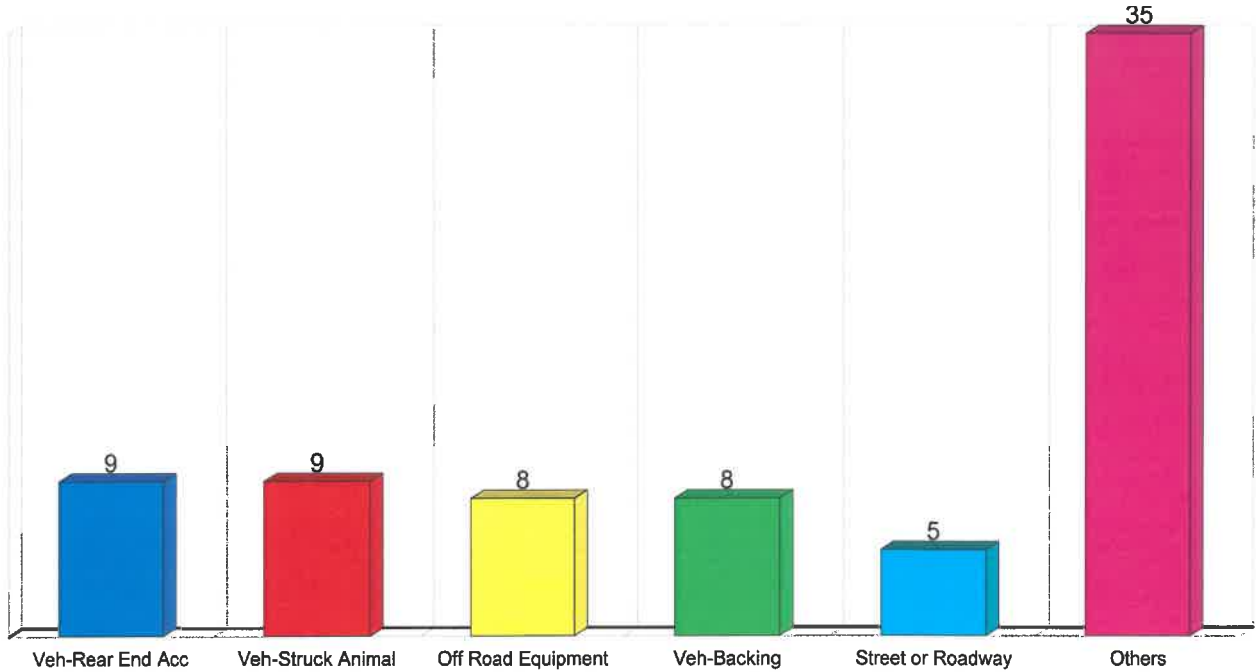
Average Cost
Per Claim

74

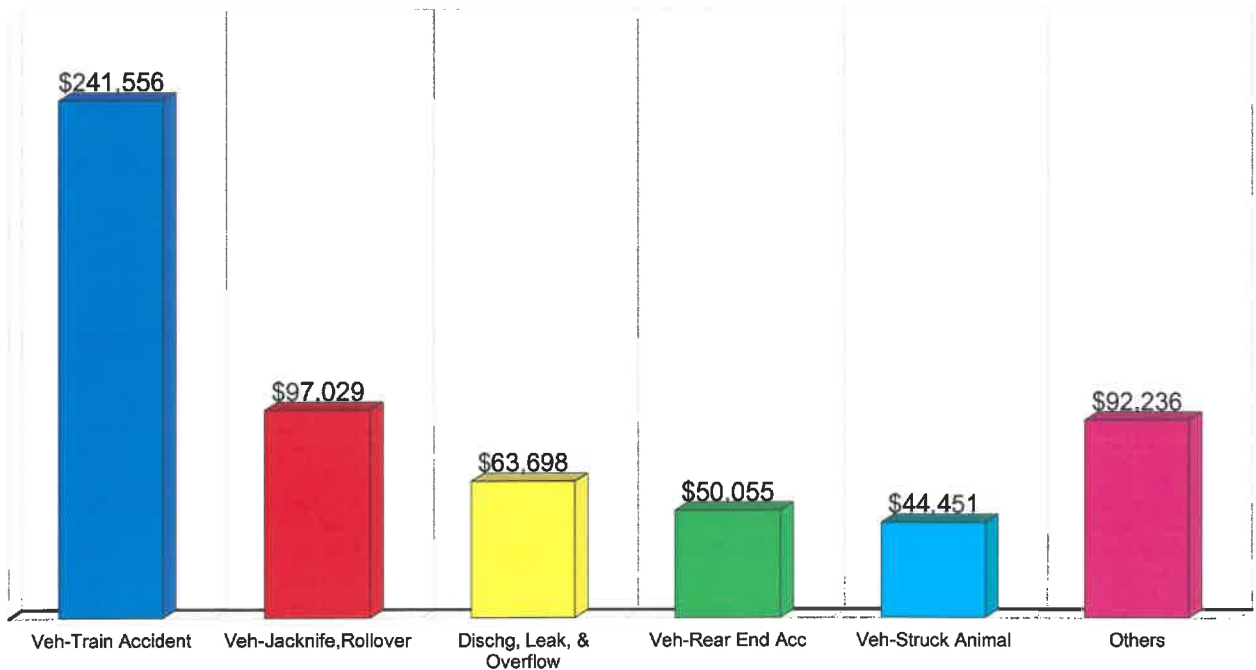
\$589,025

\$7,960

Top Five in Frequency



Top Five in Severity



Loss Analysis by County and
Division, Department & Accident - Five Year

Routt

Claims From 2017 to 2021 as of December 31, 2021

Division	Department	Frequency of Claims	Severity of Claims	Average Incurred
010-Administration				
<u>010101-Admin Commissioners</u>				
	Defamation or Slander	1	\$0	\$0
	Fatality	1	\$1	\$1
<u>010102-Admin Administration</u>				
	Dischg, Leak, & Overflow	1	\$63,698	\$63,698
<u>010111-Admin Grounds & Bldg Maint</u>				
	Veh-Rear End Acc	1	\$9,098	\$9,098
	Veh-Strk Veh,Ped,Obj	2	\$2,113	\$1,057
<u>010114-Admin Building Inspection</u>				
	Veh-Backing	1	\$1,893	\$1,893
	Veh-Ice On Road	2	\$2,583	\$1,291
	Veh-Rear End Acc	1	\$1,645	\$1,645
<u>010116-Admin Parks & Open Space</u>				
	Slip,Trip or Fall	1	\$0	\$0
<u>010125-Admin Communications. PBX</u>				
	Veh-Backing	1	\$940	\$940
<u>010130-Admin Treasurer</u>				
	Legal Process	1	\$0	\$0
<u>010172-Admin Airport</u>				
	Elec Surge-Not Lightning	1	\$0	\$0
	Falling or Thrown Object	1	\$847	\$847
	Lightning/Snow/Rain	1	\$6,551	\$6,551
	Off Road Equipment	1	\$0	\$0
	Struck Object	1	\$6,352	\$6,352
	Veh-Backing	1	\$1,370	\$1,370
	Veh-Strk Veh,Ped,Obj	1	\$6,988	\$6,988
		20	\$104,080	\$5,204
020-Law Enforcement				
<u>020201-Sheriff-Administration</u>				
	Veh-Ice On Road	1	\$636	\$636
<u>020202-Sheriff-Patrol Division</u>				
	Vandalism	1	\$0	\$0
	Veh-Ice On Road	1	\$4,972	\$4,972
	Veh-Jackknife,Rollover	1	\$49,841	\$49,841
	Veh-Rear End Acc	2	\$12,669	\$6,334
	Veh-Struck Animal	2	\$12,177	\$6,089
<u>020203-Sheriff-Detention Center</u>				
	Inmate Related	1	\$0	\$0
<u>020205-Sheriff-Investigations</u>				
	Veh-Rear End Acc	1	\$912	\$912
<u>020208-Sheriff-Prisoner Transport</u>				
	Veh-Struck Animal	1	\$8,023	\$8,023

Loss Analysis by County and
Division, Department & Accident - Five Year

Routt

Claims From 2017 to 2021 as of December 31, 2021

Division	Department	Frequency of Claims	Severity of Claims	Average Incurred
<u>020210-Sheriff-S&R Volunteers</u>				
	<i>Veh-Backing</i>	1	\$0	\$0
<u>020215-Sheriff-Animal Control</u>				
	<i>Alleged Acc-Ins Unaware</i>	1	\$2,952	\$2,952
	<i>Veh-Backing</i>	1	\$408	\$408
		14	\$92,590	\$6,614
<u>030-Road & Bridge</u>				
<u>030300-R&B Administration</u>				
	<i>Veh-Struck Animal</i>	2	\$2,268	\$1,134
<u>030301-R&B District 01</u>				
	<i>Veh-Jacknife,Rollover</i>	1	\$47,188	\$47,188
<u>030302-R&B District 02</u>				
	<i>Vandalism</i>	2	\$2,661	\$1,330
	<i>Veh-Rear End Acc</i>	3	\$23,300	\$7,767
	<i>Veh-Struck Animal</i>	1	\$4,558	\$4,558
<u>030303-R&B District 03</u>				
	<i>Falling or Thrown Object</i>	2	\$1,511	\$755
	<i>Street or Roadway</i>	1	\$0	\$0
<u>030309-R&B Maintenance</u>				
	<i>Excavation-Trench/Tunnel</i>	1	\$0	\$0
	<i>Off Road Equipment</i>	2	\$6,825	\$3,413
	<i>Street or Roadway</i>	1	\$0	\$0
	<i>Veh-Struck Animal</i>	1	\$2,691	\$2,691
	<i>Veh-Train Accident</i>	1	\$241,556	\$241,556
<u>030310-R&B Construction</u>				
	<i>Off Road Equipment</i>	1	\$0	\$0
	<i>Street or Roadway</i>	3	\$2	\$1
<u>030311-R&B Bridge Construction</u>				
	<i>Veh-Backing</i>	1	\$4,015	\$4,015
<u>030312-R&B Snow & Ice Removal</u>				
	<i>Off Road Equipment</i>	3	\$0	\$0
	<i>Veh-Backing</i>	1	\$3,615	\$3,615
	<i>Veh-Strk Veh,Ped,Obj</i>	1	\$7,000	\$7,000
<u>030314-R&B Fleet Maintenance</u>				
	<i>Off Road Equipment</i>	1	\$0	\$0
<u>030315-R&B Trucking</u>				
	<i>Veh-Rocks From Truck</i>	2	\$408	\$204
		31	\$347,597	\$11,213
<u>040-Social Services</u>				
<u>040403-Soc Svs Welfare, TANF etc. Clients</u>				
	<i>Defamation or Slander</i>	1	\$1	\$1
<u>040404-Soc Svcs Custody Investigations</u>				

Loss Analysis by County and
Division, Department & Accident - Five Year

Routt

Claims From 2017 to 2021 as of December 31, 2021

Division	Department	Frequency of Claims	Severity of Claims	Average Incurred
	<i>Defamation or Slander</i>	1	\$25,001	\$25,001
040406-Soc Svcs Council on Aging				
	<i>Veh-Sideswp,Lane Chg,Pass</i>	1	\$612	\$612
	<i>Veh-Strk Veh,Ped,Obj</i>	1	\$0	\$0
		<u>4</u>	<u>\$25,614</u>	<u>\$6,404</u>
150-Public Safety				
150217-Public Safety Emergency Response				
	<i>Veh-Struck Animal</i>	1	\$5,900	\$5,900
		<u>1</u>	<u>\$5,900</u>	<u>\$5,900</u>
170-Miscellaneous				
180950-Spons Entity Unspecified				
	<i>Veh-Backing</i>	1	\$793	\$793
		<u>1</u>	<u>\$793</u>	<u>\$793</u>
190-District Attorneys				
190914-DA Judicial District 14				
	<i>Veh-Rear End Acc</i>	1	\$2,431	\$2,431
	<i>Veh-Sideswp,Lane Chg,Pass</i>	1	\$1,186	\$1,186
	<i>Veh-Struck Animal</i>	1	\$8,833	\$8,833
		<u>3</u>	<u>\$12,450</u>	<u>\$4,150</u>
	Total	74	\$589,025	\$7,960

Loss Analysis by Pool by Accident

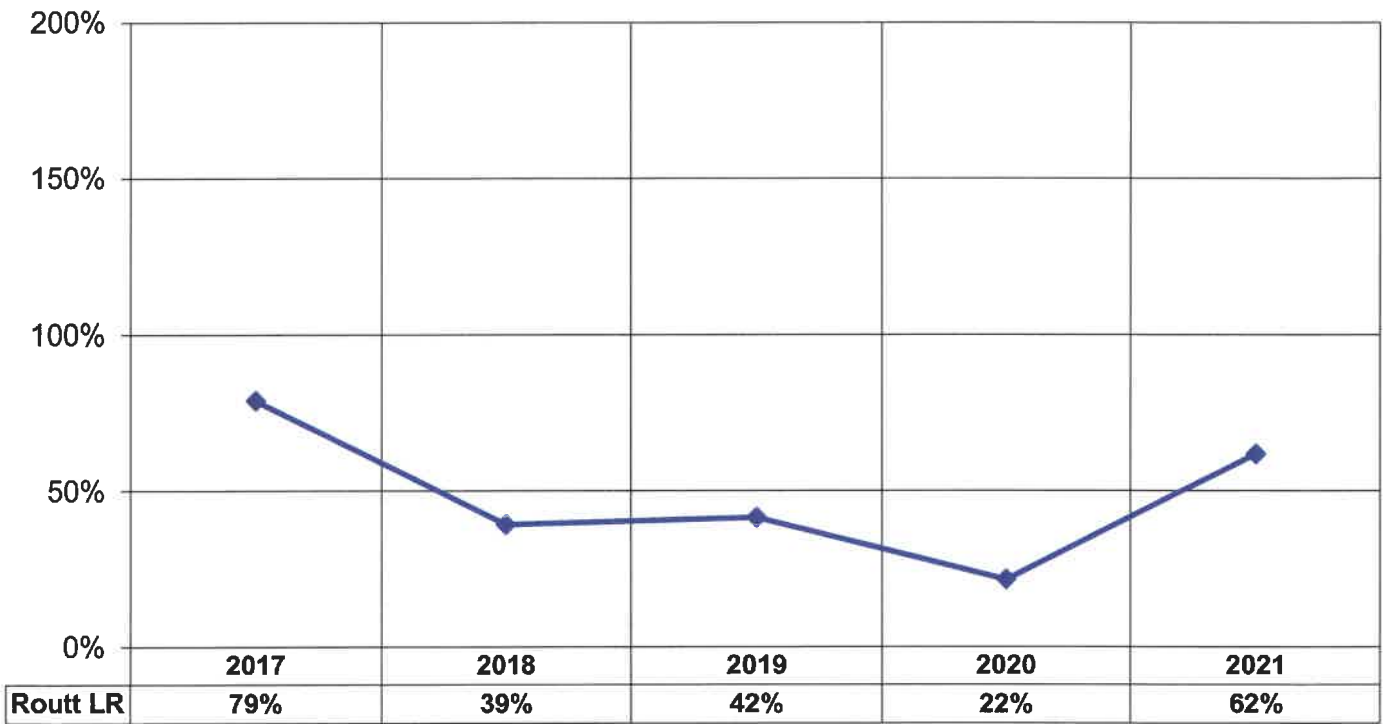
Claims From 2017 to 2021 as of December 31, 2021

Accident	Frequency # of Claims	Severity \$ of Claims	Average Cost Per Claim
Fatality	20	\$16,970,886	\$848,544
Hail/Wind	82	\$8,352,934	\$101,865
Emp Term-Subj to Deduct	61	\$3,853,930	\$63,179
Inmate Related	97	\$3,255,484	\$33,562
Veh-Strk Veh.Ped.Obi	463	\$2,524,802	\$5,453
Weather	90	\$2,322,536	\$25,806
Arrest Related	48	\$1,590,536	\$33,136
Veh-Jackknife,Rollover	32	\$1,555,198	\$48,600
Suicide or Attempted	12	\$1,292,644	\$107,720
Veh-Rear End Acc	183	\$1,195,127	\$6,531
Dischq, Leak, & Overflow	51	\$1,077,925	\$21,136
Lightning/Snow/Rain	21	\$1,076,605	\$51,267
Veh-Struck Animal	227	\$946,996	\$4,172
Govt Process or System	22	\$914,082	\$41,549
Veh-Fail to Yield ROW	75	\$898,885	\$11,985
Veh-Ice On Road	90	\$769,183	\$8,546
Legal Process	71	\$765,447	\$10,781
Fire, Smoke, Explosion	18	\$762,300	\$42,350
Veh-Backing	358	\$716,861	\$2,002
Veh-Emerq Resp/Pursuit	80	\$634,207	\$7,928
Vandalism	96	\$597,138	\$6,220
Wrongful Death	15	\$591,411	\$39,427
Constitutional Violation	39	\$533,484	\$13,679
Veh-Intersection Acc	47	\$530,162	\$11,280
Veh-Sideswp.Lane Cha.Pass	148	\$422,417	\$2,854
Veh-Loss of Control	38	\$366,525	\$9,645
Veh-Front End Coll	18	\$336,657	\$18,703
Veh-Ran Off Rdwv	20	\$313,248	\$15,662
Veh-Fail to Allow Cfmce	44	\$300,680	\$6,834
Wrongful Entry	1	\$298,752	\$298,752
Veh-Train Accident	1	\$241,556	\$241,556
Struck Object	117	\$204,236	\$1,746
Slip,Trip or Fall	140	\$197,328	\$1,409
Defamation or Slander	23	\$188,149	\$8,180
Veh-Passqr Bus	11	\$170,294	\$15,481
Temperature Extremes	5	\$161,400	\$32,280
Off Road Equipment	91	\$159,051	\$1,748
Discrimination	19	\$133,494	\$7,026
Alleged Acc-Ins Unaware	67	\$132,665	\$1,980
Employment Related	5	\$107,551	\$21,510
Street or Roadway	220	\$78,181	\$355
Health, Safety & Welfare	5	\$68,446	\$13,689
Veh-Trk or Tractor Trlr	4	\$54,473	\$13,618
Network Liability	6	\$49,167	\$8,194
Falling or Thrown Object	78	\$48,637	\$624
Veh-Rocks From Truck	60	\$42,740	\$712
Elec Surqe-Not Lightning	10	\$39,858	\$3,986
Errors & Omissions	15	\$36,462	\$2,431
Sewer or Water	3	\$33,413	\$11,138
Gunshot	4	\$30,651	\$7,663
Animal or Insect	10	\$27,230	\$2,723
Building Related	3	\$15,646	\$5,215
Criminal Activty	5	\$13,370	\$2,674
Equip & Power Tools	6	\$10,461	\$1,743
Sexual Harassment	6	\$10,002	\$1,667
Others	124	\$27,813	\$224
	3,605	\$58,049,316	\$16,102

**County Workers' Compensation Pool
Loss Ratio Report
as of December 31, 2021**



**Routt County
CWCP Loss Ratio**



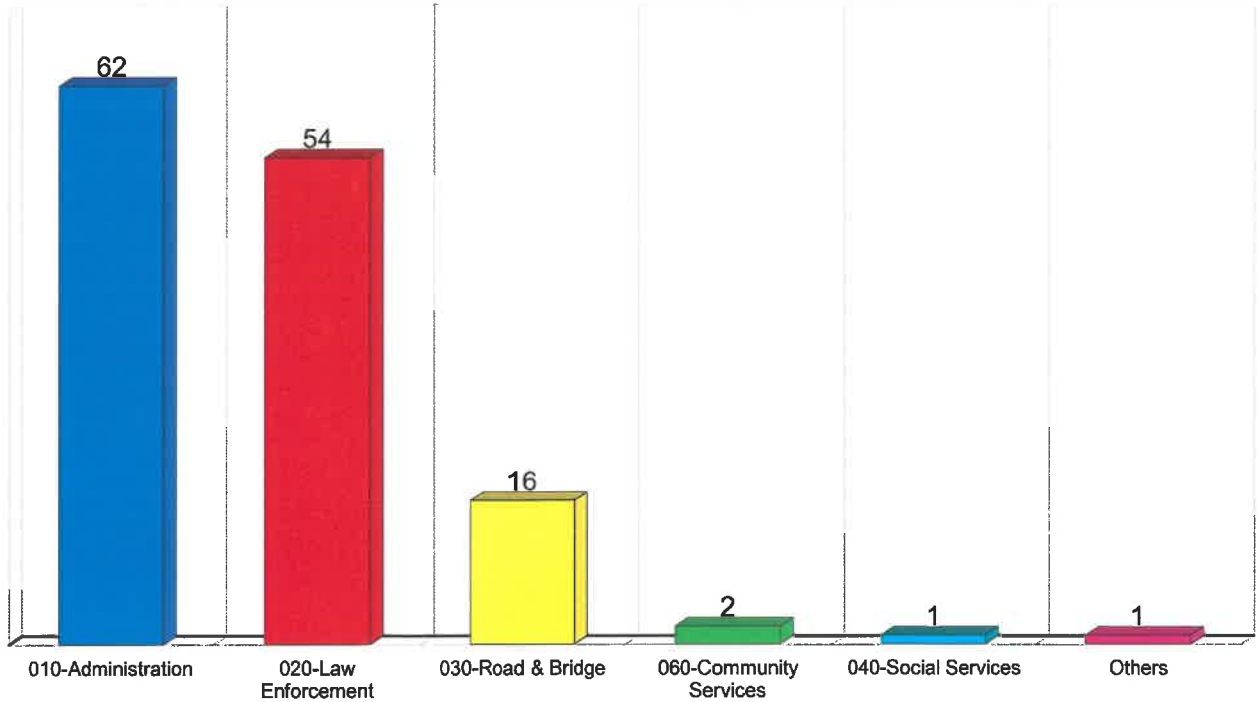
All claim years subject to change due to activity of claims.

Frequency
of Claims
136

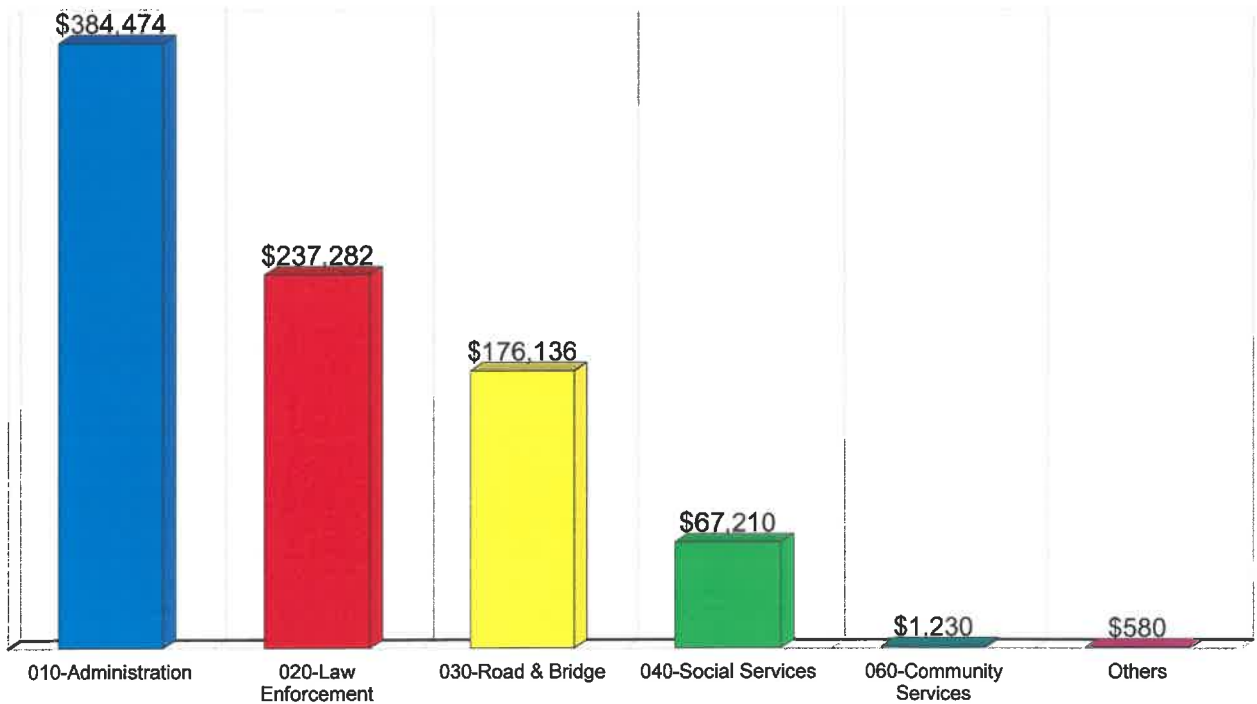
Severity
\$ of Claims
\$866,913

Average Cost
Per Claim
\$6,374

Top Five in Frequency



Top Five in Severity



Loss Analysis by County by Accident

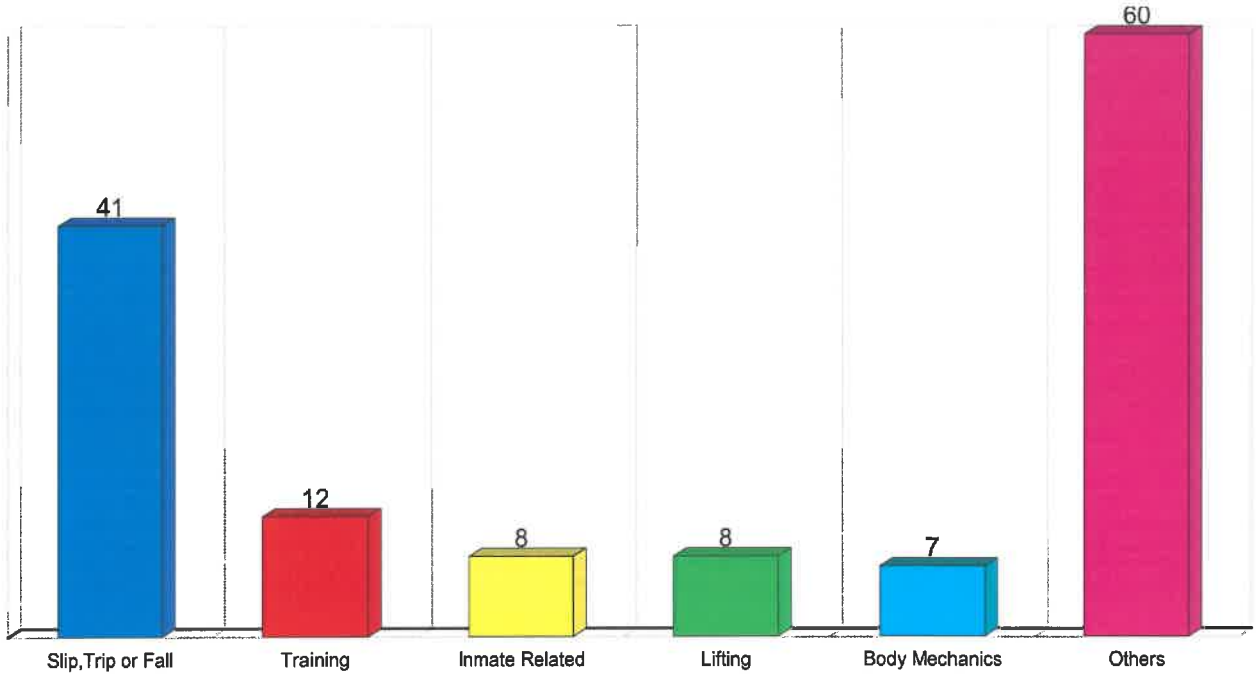
Claims From to 2017 through 2021 as of 12/31/21

Frequency
of Claims
136

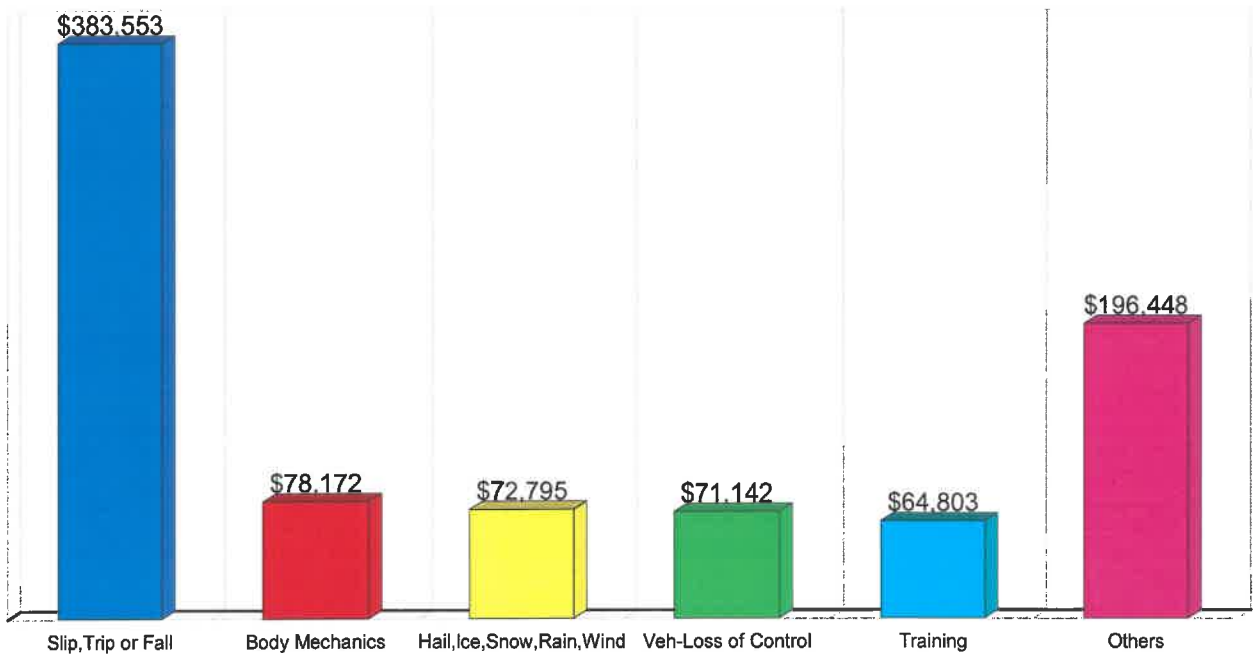
Severity
\$ of Claims
\$866,913

Average Cost
Per Claim
\$6,374

Top Five in Frequency



Top Five in Severity



Loss Analysis by County and
Division, Department & Accident - Five Year

Routt

Claims From 2017 to 2021 as of December 31, 2021

Division	Department	Frequency of Claims	Severity of Claims	Average Incurred
010-Administration				
<u>010102-Admin Administration</u>				
	Cumulative Trauma	1	\$6,500	\$6,500
	Cuts	1	\$449	\$449
	Lifting	1	\$0	\$0
	Slip, Trip or Fall	2	\$45,368	\$22,684
<u>010105-Admin Financial Administration</u>				
	Cumulative Trauma	1	\$1,293	\$1,293
	Slip, Trip or Fall	2	\$0	\$0
<u>010106-Admin Human Resources</u>				
	Body Mechanics	2	\$20,686	\$10,343
	Cumulative Trauma	1	\$0	\$0
	Slip, Trip or Fall	1	\$0	\$0
	Struck Object	1	\$0	\$0
<u>010107-Admin Other Support Svcs</u>				
	Cumulative Trauma	1	\$4,591	\$4,591
	Slip, Trip or Fall	2	\$22,871	\$11,435
<u>010108-Admin Data Processing</u>				
	Cumulative Trauma	1	\$1,398	\$1,398
<u>010110-Admin Planning & Zoning</u>				
	Falling or Thrown Object	1	\$360	\$360
<u>010111-Admin Grounds & Bldg Maint</u>				
	Body Mechanics	3	\$46,611	\$15,537
	Caught in/btwn Equip	2	\$0	\$0
	Cuts	1	\$1,227	\$1,227
	Falling or Thrown Object	1	\$0	\$0
	Lifting	2	\$847	\$424
	Push, Pull	1	\$0	\$0
	Slip, Trip or Fall	9	\$149,466	\$16,607
<u>010113-Admin Fleet Maint (Not R&B)</u>				
	Falling or Thrown Object	1	\$23,518	\$23,518
<u>010114-Admin Building Inspection</u>				
	Slip, Trip or Fall	1	\$0	\$0
	Veh-Rear End Acc	1	\$0	\$0
<u>010120-Admin Clerk&Recorder,Elections</u>				
	Slip, Trip or Fall	1	\$0	\$0
<u>010125-Admin Communications, PBX</u>				
	Slip, Trip or Fall	1	\$0	\$0
<u>010140-Admin Assessor</u>				
	Lifting	1	\$252	\$252
	Struck Object	1	\$0	\$0
<u>010172-010172</u>				
	Slip, Trip or Fall	2	\$3,950	\$1,975
<u>010172-Admin Airport</u>				

County Workers' Compensation Pool



**Loss Analysis by County and
Division, Department & Accident - Five Year**

Routt

Claims From 2017 to 2021 as of December 31, 2021

Division	Department	Frequency of Claims	Severity of Claims	Average Incurred
	<i>Body Mechanics</i>	1	\$10,876	\$10,876
	<i>Caught in/btwn Equip</i>	1	\$0	\$0
	<i>Cuts</i>	1	\$516	\$516
	<i>Lifting</i>	1	\$41,312	\$41,312
	<i>Slip, Trip or Fall</i>	2	\$0	\$0
	<i>Struck Object</i>	1	\$0	\$0
<u>010173-Admin Airport</u>				
	<i>Slip, Trip or Fall</i>	2	\$1,026	\$513
<u>010175-Admin Fairgrounds</u>				
	<i>Equip & Power Tools</i>	1	\$0	\$0
	<i>Falling or Thrown Object</i>	1	\$1,046	\$1,046
	<i>Struck Object</i>	1	\$0	\$0
<u>010176-Admin Human Svcs Headstart</u>				
	<i>Cumulative Trauma</i>	1	\$311	\$311
	<i>Slip, Trip or Fall</i>	1	\$0	\$0
<u>010811-Admin Environmental Coordinator</u>				
	<i>Caught in/btwn Equip</i>	1	\$0	\$0
	<i>Slip, Trip or Fall</i>	1	\$0	\$0
		62	\$384,474	\$6,201
<u>020-Law Enforcement</u>				
<u>020201-Sheriff-Administration</u>				
	<i>Lifting</i>	1	\$151	\$151
<u>020202-Sheriff-Patrol Division</u>				
	<i>Animal or Insect</i>	3	\$15,638	\$5,213
	<i>Body Mechanics</i>	1	\$0	\$0
	<i>Caught in/btwn Equip</i>	1	\$5,366	\$5,366
	<i>Confront w/Others</i>	1	\$0	\$0
	<i>Exposure Blood/Bodily Fluids/Disease</i>	1	\$148	\$148
	<i>Foreign Body in Eye</i>	1	\$5,000	\$5,000
	<i>Heart/Chest Pains</i>	1	\$59	\$59
	<i>Jumping, Running</i>	1	\$307	\$307
	<i>Slip, Trip or Fall</i>	2	\$333	\$167
	<i>Struck Object</i>	1	\$2,088	\$2,088
	<i>Training</i>	4	\$833	\$208
	<i>Veh-Loss of Control</i>	1	\$1,490	\$1,490
<u>020203-Sheriff-Detention Center</u>				
	<i>Animal or Insect</i>	1	\$0	\$0
	<i>Chemical or Other Exposure</i>	1	\$16,431	\$16,431
	<i>Exposure Blood/Bodily Fluids/Disease</i>	2	\$698	\$349
	<i>Inmate Related</i>	8	\$16,259	\$2,032
	<i>Needle Stick</i>	1	\$589	\$589
	<i>Slip, Trip or Fall</i>	1	\$15,116	\$15,116
	<i>Stress-Mental</i>	1	\$20	\$20
	<i>Training</i>	8	\$63,970	\$7,996
<u>020205-Sheriff-Investigations</u>				

County Workers' Compensation Pool



**Loss Analysis by County and
Division, Department & Accident - Five Year**

Routt

Claims From 2017 to 2021 as of December 31, 2021

Division	Department	Frequency of Claims	Severity of Claims	Average Incurred
	<i>Arrest Related</i>	1	\$0	\$0
	<i>Exposure Blood/Bodily Fluids/Disease</i>	1	\$313	\$313
<u>020210-Sheriff-S&R Volunteers</u>				
	<i>Falling or Thrown Object</i>	1	\$4,500	\$4,500
	<i>Hail,Ice,Snow,Rain,Wind</i>	1	\$72,795	\$72,795
	<i>Push, Pull</i>	1	\$911	\$911
	<i>Slip,Trip or Fall</i>	1	\$315	\$315
<u>020212-Sheriff-Dispatch</u>				
	<i>Slip,Trip or Fall</i>	2	\$0	\$0
<u>020215-Sheriff-Animal Control</u>				
	<i>Animal or Insect</i>	2	\$13,294	\$6,647
	<i>Cumulative Trauma</i>	1	\$658	\$658
	<i>Slip,Trip or Fall</i>	1	\$0	\$0
		54	\$237,282	\$4,394
030-Road & Bridge				
<u>010111-Admin Grounds & Bldg Maint</u>				
	<i>Slip,Trip or Fall</i>	1	\$76,374	\$76,374
<u>030302-R&B District 02</u>				
	<i>Caught in/btwn Equip</i>	1	\$1,379	\$1,379
	<i>Noise</i>	1	\$22,673	\$22,673
<u>030309-R&B Maintenance</u>				
	<i>Falling or Thrown Object</i>	2	\$748	\$374
	<i>Hot Object</i>	1	\$242	\$242
	<i>Lifting</i>	1	\$0	\$0
	<i>Slip,Trip or Fall</i>	5	\$67,503	\$13,501
	<i>Veh-Jackknife,Rollover</i>	1	\$802	\$802
	<i>Veh-Loss of Control</i>	1	\$2,442	\$2,442
	<i>Veh-Train Accident</i>	1	\$3,973	\$3,973
<u>030316-R&B Weed & Pest Control</u>				
	<i>Chemical or Other Exposure</i>	1	\$0	\$0
		16	\$176,136	\$11,008
040-Social Services				
<u>040400-Soc Svcs Administration</u>				
	<i>Veh-Loss of Control</i>	1	\$67,210	\$67,210
		1	\$67,210	\$67,210
060-Community Services				
<u>060650-Community Svcs Sr Program</u>				
	<i>Cuts</i>	1	\$0	\$0
	<i>Slip,Trip or Fall</i>	1	\$1,230	\$1,230
		2	\$1,230	\$615

County Workers' Compensation Pool



**Loss Analysis by County and
Division, Department & Accident - Five Year**

Routt

Claims From 2017 to 2021 as of December 31, 2021

Division	Department	Frequency of Claims	Severity of Claims	Average Incurred
090-Public Transportation				
<u>090810-Transit Agency</u>				
	<i>Lifting</i>	1	\$580	\$580
		1	\$580	\$580
	Total	136	\$866,913	\$6,374

Loss Analysis by Pool by Accident

Claims From 2017 to 2021 as of December 31, 2021

Accident	Frequency # of Claims	Severity \$ of Claims	Average Cost Per Claim
Slip,Trip or Fall	1,097	\$11,594,477	\$10,569
Body Mechanics	412	\$4,131,365	\$10,028
Lifting	252	\$2,568,686	\$10,193
Inmate Related	452	\$2,372,465	\$5,249
Training	214	\$2,138,939	\$9,995
Veh-Sideswp,Lane Chg,Pass	10	\$1,559,708	\$155,971
Falling or Thrown Object	178	\$1,268,819	\$7,128
Push, Pull	53	\$886,763	\$16,731
Struck Object	193	\$845,604	\$4,381
Caught in/btwn Equip	158	\$810,890	\$5,132
Arrest Related	238	\$807,046	\$3,391
Exposure Blood/Bodily Fluids/Disease	224	\$791,017	\$3,531
Cumulative Trauma	102	\$697,998	\$6,843
Veh-Loss of Control	47	\$662,887	\$14,104
Veh-Rear End Acc	44	\$627,550	\$14,262
Veh-Strk Veh.Ped.Obi	21	\$618,359	\$29,446
Veh-Emerq Resp/Pursuit	16	\$421,621	\$26,351
Fatality	4	\$417,152	\$104,288
Veh-Viol Traff Ctrl Device	5	\$408,594	\$81,719
Jumping, Running	11	\$360,245	\$32,750
Veh-Fail to Yield ROW	18	\$328,252	\$18,236
Animal or Insect	185	\$322,305	\$1,742
Veh-Intersection Acc	22	\$310,789	\$14,127
Equip & Power Tools	33	\$293,622	\$8,898
Step in Hole	21	\$274,352	\$13,064
Veh-Trk or Tractor Trlr	13	\$255,962	\$19,689
Gunshot	7	\$239,926	\$34,275
Reaching	11	\$237,452	\$21,587
Confront w/Others	48	\$236,191	\$4,921
Cuts	142	\$218,068	\$1,536
Chemical or Other Exposure	166	\$216,939	\$1,307
Stress-Mental	31	\$210,337	\$6,785
Veh-Jacknife,Rollover	18	\$126,864	\$7,048
Attack by Inmate	15	\$122,418	\$8,161
Noise	11	\$119,216	\$10,838
Assault & Battery	8	\$107,888	\$13,486
Needle Stick	46	\$95,842	\$2,084
Veh-Ice On Road	8	\$80,488	\$10,061
Hail,Ice,Snow,Rain,Wind	1	\$72,795	\$72,795
Veh-Front End Coll	10	\$69,286	\$6,929
Bodily Injury	7	\$67,980	\$9,711
Human Action	9	\$65,749	\$7,305
Veh-Passar Bus	1	\$41,084	\$41,084
Veh-Ran Off Rdwy	8	\$30,671	\$3,834
Veh-Struck Animal	7	\$30,088	\$4,298
Unknown	7	\$28,405	\$4,058
Strain	7	\$25,341	\$3,620
Veh-Other Driving	10	\$24,050	\$2,405
Foreign Body in Eye	51	\$21,997	\$431
Temperature Extremes	11	\$21,890	\$1,990
Glass	12	\$20,803	\$1,734
Fire, Smoke, Explosion	9	\$13,393	\$1,488
Weather	2	\$8,225	\$4,112
Criminal Activity	1	\$7,745	\$7,745
Child Custody	1	\$6,500	\$6,500
Others	67	\$36,979	\$552
	4,755	\$38,380,078	\$8,072



ROUTT COUNTY BOARD OF COUNTY COMMISSIONERS
AGENDA COMMUNICATION FORM

ITEM DATE: May 25, 2022	ITEM TIME:
--------------------------------	-------------------

FROM:	J. Kennedy/M. Mordi/D. Strnad
TODAY'S DATE:	April 18, 2022
AGENDA TITLE:	Supplemental 2022 Budget for R&B Roadwork and Future Forecasting

CHECK ONE THAT APPLIES TO YOUR ITEM:	
<input type="checkbox"/> ACTION ITEM	
<input checked="" type="checkbox"/> DIRECTION	
<input checked="" type="checkbox"/> INFORMATION	

I. DESCRIBE THE REQUEST OR ISSUE:

Request discussion with the Board of County Commissioners to discuss the increase in prices for both Overlay and Chip Seal in 2022 Market, and how R&B and Finance will account for the additional funding at the end of 2022. Also, we would like to discuss best steps forward for future forecasting.

II. RECOMMENDED ACTION (motion):

III. DESCRIBE FISCAL IMPACTS (VARIATION TO BUDGET):

PROPOSED REVENUE (if applicable):

CURRENT BUDGETED AMOUNT: \$

PROPOSED EXPENDITURE: \$

FUNDING SOURCE:

SUPPLEMENTAL BUDGET NEEDED: YES NO

IV. IMPACTS OF A REGIONAL NATURE OR ON OTHER JURISDICTIONS (IDENTIFY ANY COMMUNICATIONS ON THIS ITEM):

None

V. BACKGROUND INFORMATION:

Current status of 2022 Overlay and Chip Seal overruns:

Project	2022 Budget	Bid	Supplemental
Overlay	\$1,134,303	\$1,446,705	(\$312,402)
Chip Seal	\$1,298,703	\$2,095,002	(\$796,299)

VI. LEGAL ISSUES:

None

VII. CONFLICTS OR ENVIRONMENTAL ISSUES:

None



ROUTT COUNTY BOARD OF COUNTY COMMISSIONERS
AGENDA COMMUNICATION FORM

VIII. SUMMARY AND OTHER OPTIONS:

--

IX. LIST OF ATTACHMENTS:

--