

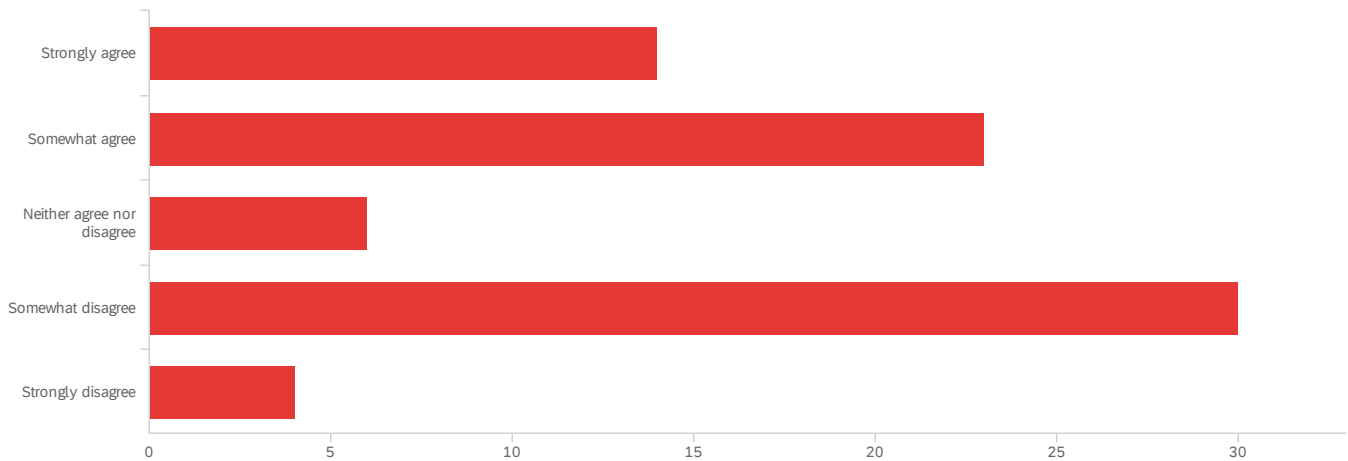
Default Report

Routt County_Health Links™ Employee Mental Health Pulse Survey - Copy

May 7, 2022 11:28 AM MDT

Q1 - I have a clear understanding of the mental health resources and services available

to me.

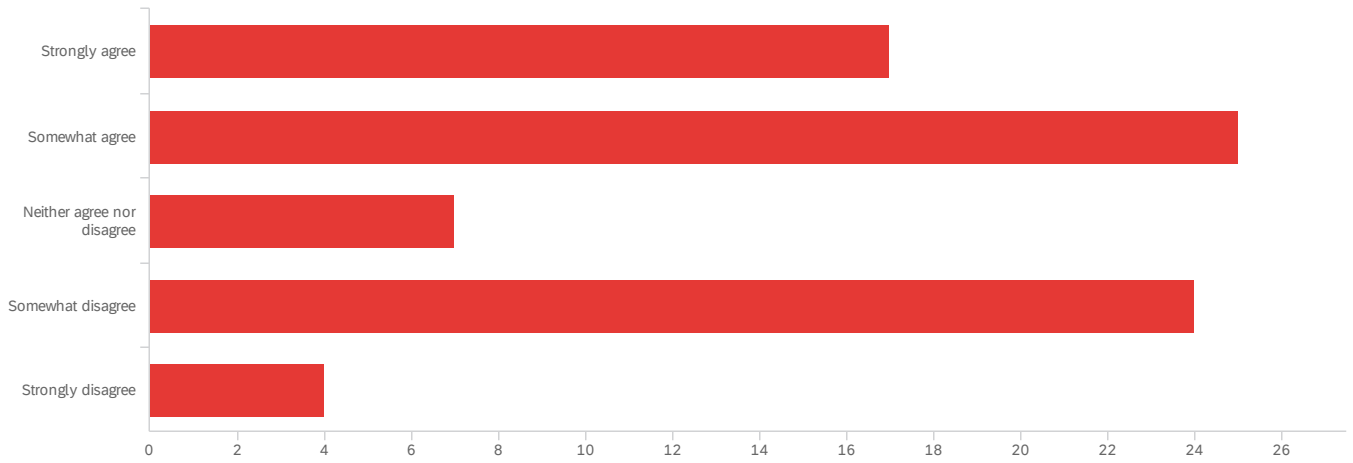


#	Field	Minimum	Maximum	Mean	Std Deviation	Variance	Count
1	I have a clear understanding of the mental health resources and services available to me.	1.00	5.00	2.83	1.26	1.59	77

#	Field	Choice Count
1	Strongly agree	18.18% 14
2	Somewhat agree	29.87% 23
3	Neither agree nor disagree	7.79% 6
4	Somewhat disagree	38.96% 30
5	Strongly disagree	5.19% 4
		77

Showing rows 1 - 6 of 6

Q2 - I know where to direct questions regarding our mental health resources and services.

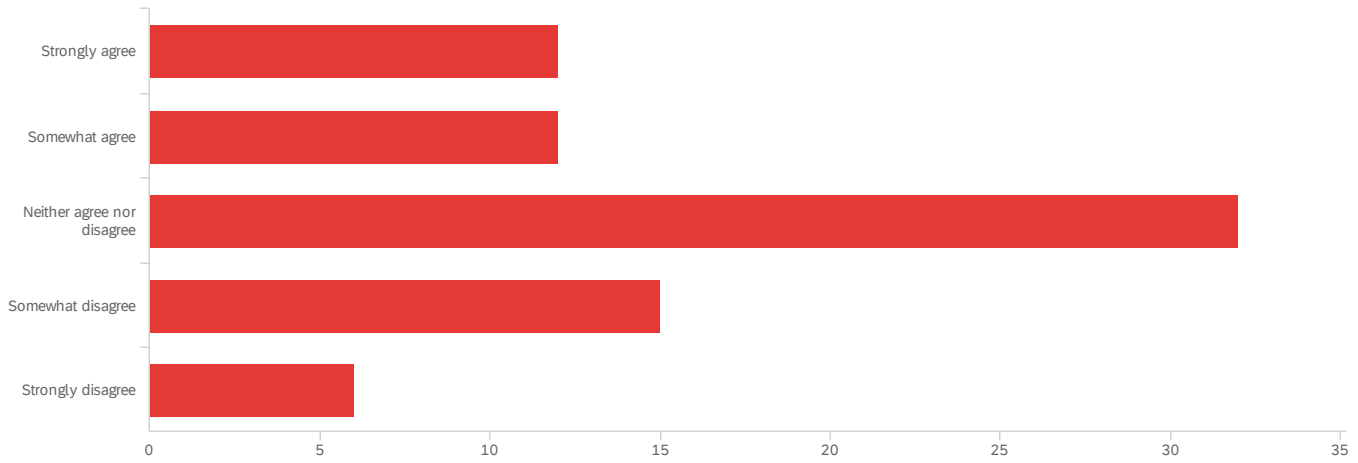


#	Field	Minimum	Maximum	Mean	Std Deviation	Variance	Count
1	I know where to direct questions regarding our mental health resources and services.	1.00	5.00	2.65	1.27	1.60	77

#	Field	Choice Count
1	Strongly agree	22.08% 17
2	Somewhat agree	32.47% 25
3	Neither agree nor disagree	9.09% 7
4	Somewhat disagree	31.17% 24
5	Strongly disagree	5.19% 4
		77

Showing rows 1 - 6 of 6

Q3 - The mental health resources and services offered here meet my and my family's needs

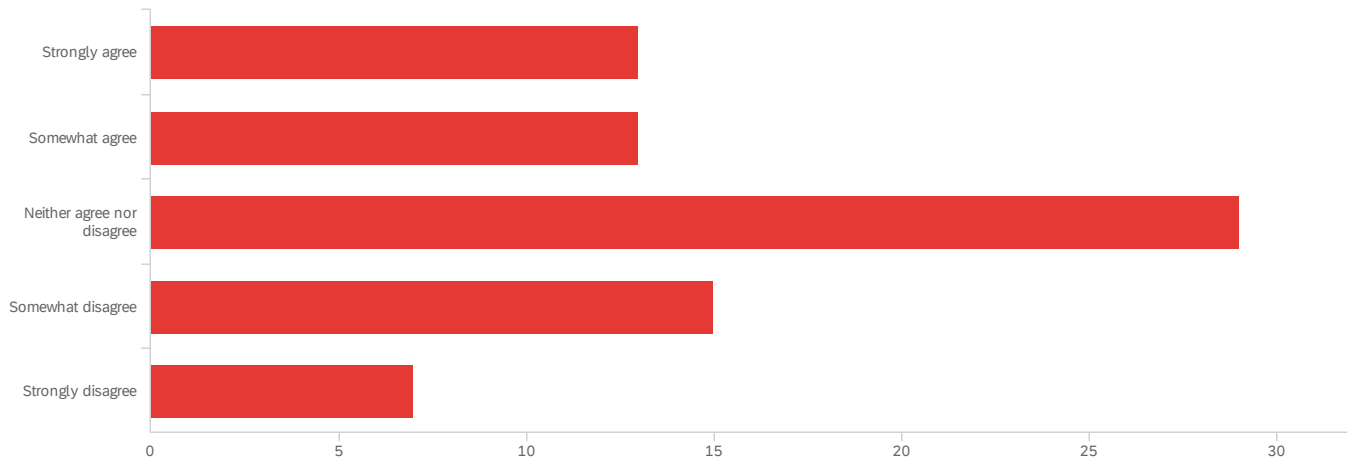


#	Field	Minimum	Maximum	Mean	Std Deviation	Variance	Count
1	The mental health resources and services offered here meet my and my family's needs	1.00	5.00	2.88	1.13	1.27	77

#	Field	Choice Count
1	Strongly agree	15.58% 12
2	Somewhat agree	15.58% 12
3	Neither agree nor disagree	41.56% 32
4	Somewhat disagree	19.48% 15
5	Strongly disagree	7.79% 6
		77

Showing rows 1 - 6 of 6

Q4 - I am confident that the resources offered will help me in the future.



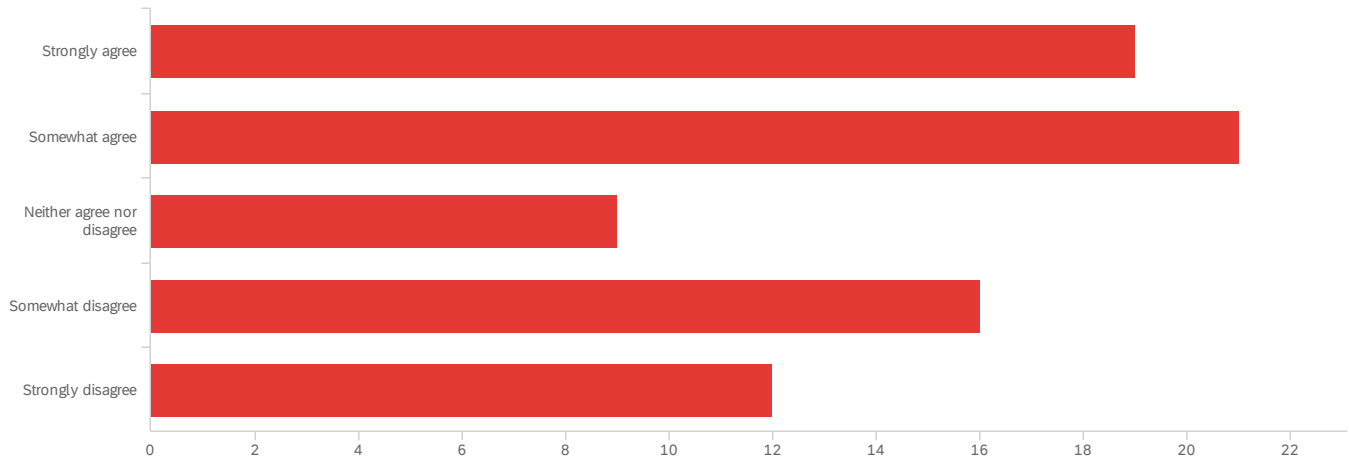
#	Field	Minimum	Maximum	Mean	Std Deviation	Variance	Count
1	I am confident that the resources offered will help me in the future.	1.00	5.00	2.87	1.18	1.39	77

#	Field	Choice Count
1	Strongly agree	16.88% 13
2	Somewhat agree	16.88% 13
3	Neither agree nor disagree	37.66% 29
4	Somewhat disagree	19.48% 15
5	Strongly disagree	9.09% 7
		77

Showing rows 1 - 6 of 6

Q5 - Our organization's policies (such as paid time off, hours worked, flexible hours, etc.)

support mental health.

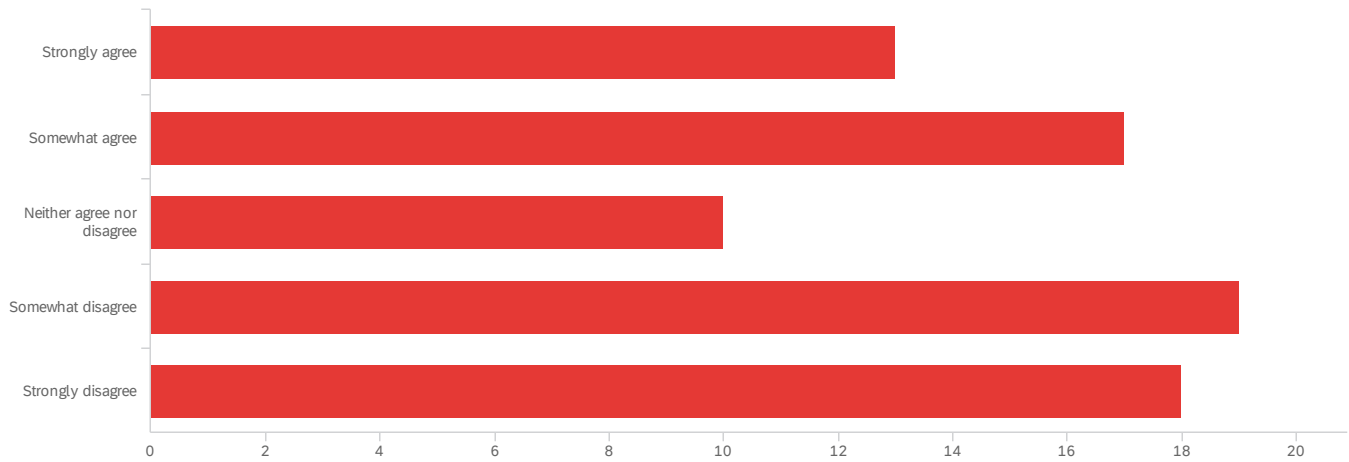


#	Field	Minimum	Maximum	Mean	Std Deviation	Variance	Count
1	Our organization's policies (such as paid time off, hours worked, flexible hours, etc.) support mental health.	1.00	5.00	2.75	1.42	2.03	77

#	Field	Choice Count
1	Strongly agree	24.68% 19
2	Somewhat agree	27.27% 21
3	Neither agree nor disagree	11.69% 9
4	Somewhat disagree	20.78% 16
5	Strongly disagree	15.58% 12
		77

Showing rows 1 - 6 of 6

Q6 - I feel comfortable talking about my mental health with others inside our organization.

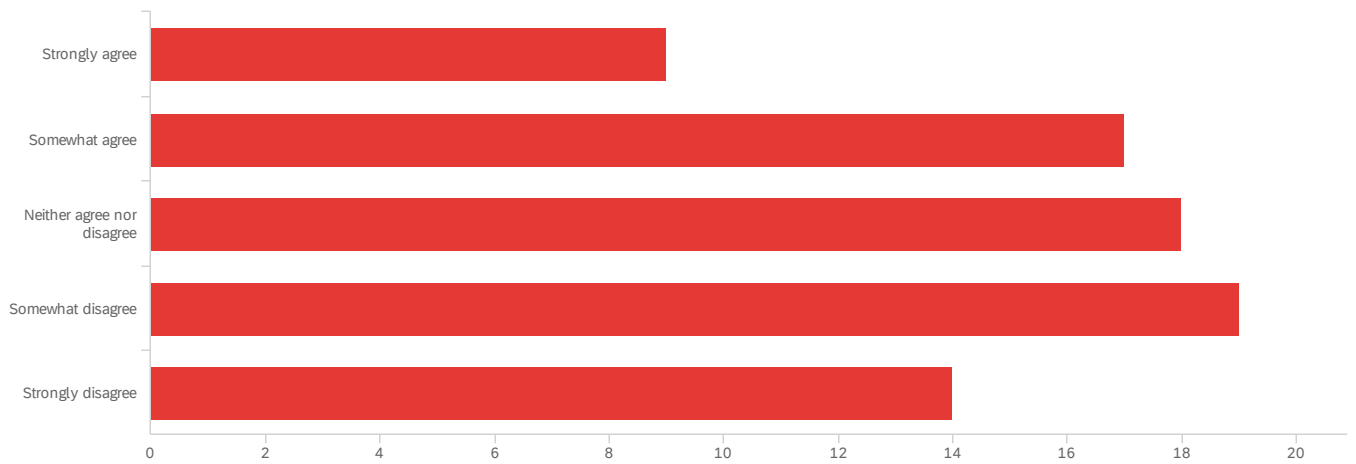


#	Field	Minimum	Maximum	Mean	Std Deviation	Variance	Count
1	I feel comfortable talking about my mental health with others inside our organization.	1.00	5.00	3.16	1.43	2.05	77

#	Field	Choice Count
1	Strongly agree	16.88% 13
2	Somewhat agree	22.08% 17
3	Neither agree nor disagree	12.99% 10
4	Somewhat disagree	24.68% 19
5	Strongly disagree	23.38% 18
		77

Showing rows 1 - 6 of 6

Q7 - Senior leaders in our organization prioritize mental health at work.

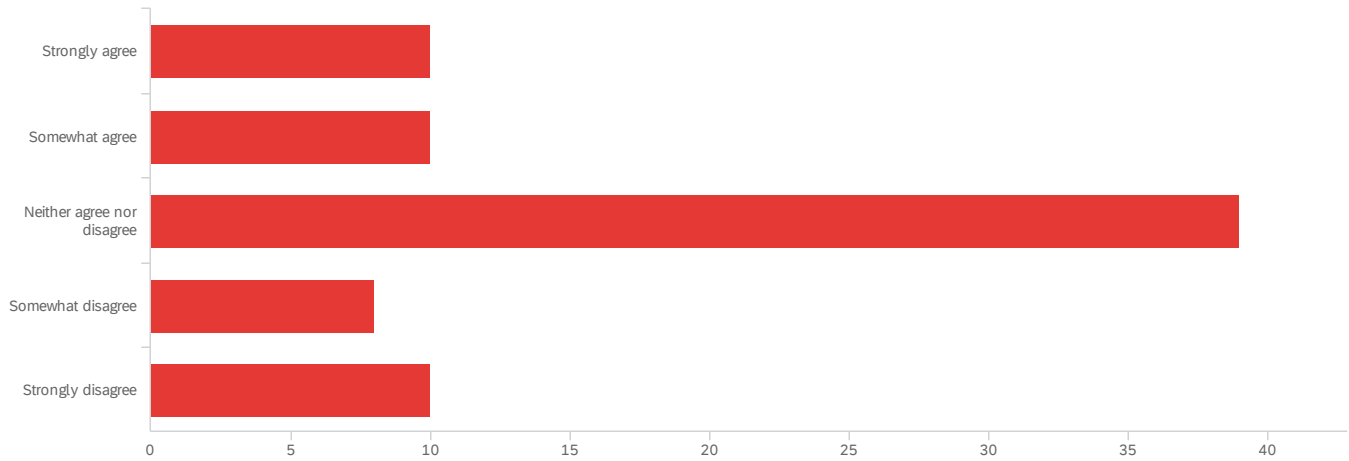


#	Field	Minimum	Maximum	Mean	Std Deviation	Variance	Count
1	Senior leaders in our organization prioritize mental health at work.	1.00	5.00	3.16	1.28	1.64	77

#	Field	Choice Count
1	Strongly agree	11.69% 9
2	Somewhat agree	22.08% 17
3	Neither agree nor disagree	23.38% 18
4	Somewhat disagree	24.68% 19
5	Strongly disagree	18.18% 14
		77

Showing rows 1 - 6 of 6

Q8 - Our organization's benefits around mental health are competitive with other organizations.

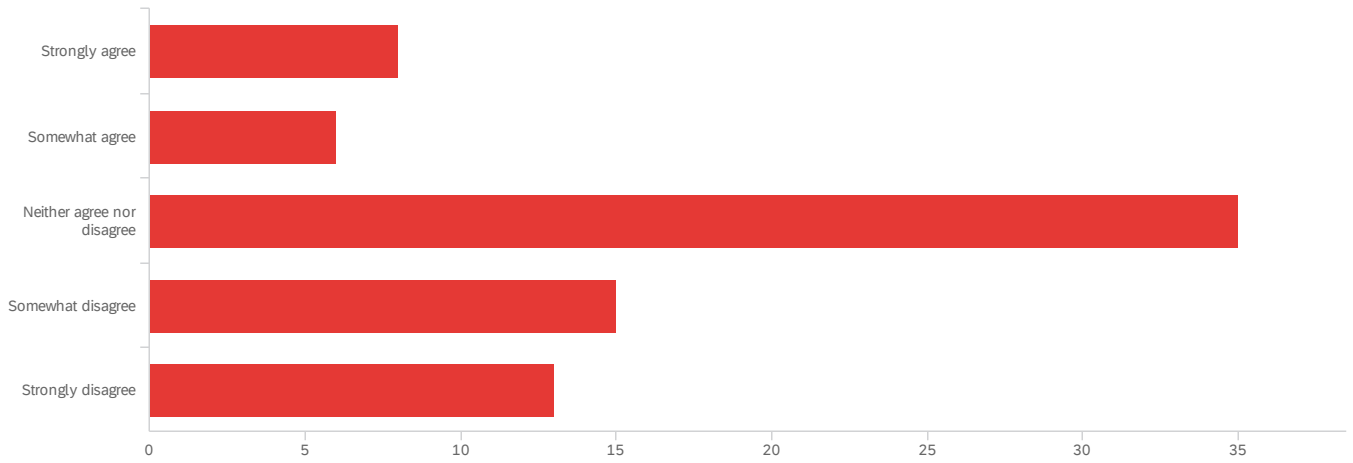


#	Field	Minimum	Maximum	Mean	Std Deviation	Variance	Count
1	Our organization's benefits around mental health are competitive with other organizations.	1.00	5.00	2.97	1.13	1.27	77

#	Field	Choice Count
1	Strongly agree	12.99% 10
2	Somewhat agree	12.99% 10
3	Neither agree nor disagree	50.65% 39
4	Somewhat disagree	10.39% 8
5	Strongly disagree	12.99% 10
		77

Showing rows 1 - 6 of 6

Q9 - Steps taken by the organization to support mental health have improved my mental health.

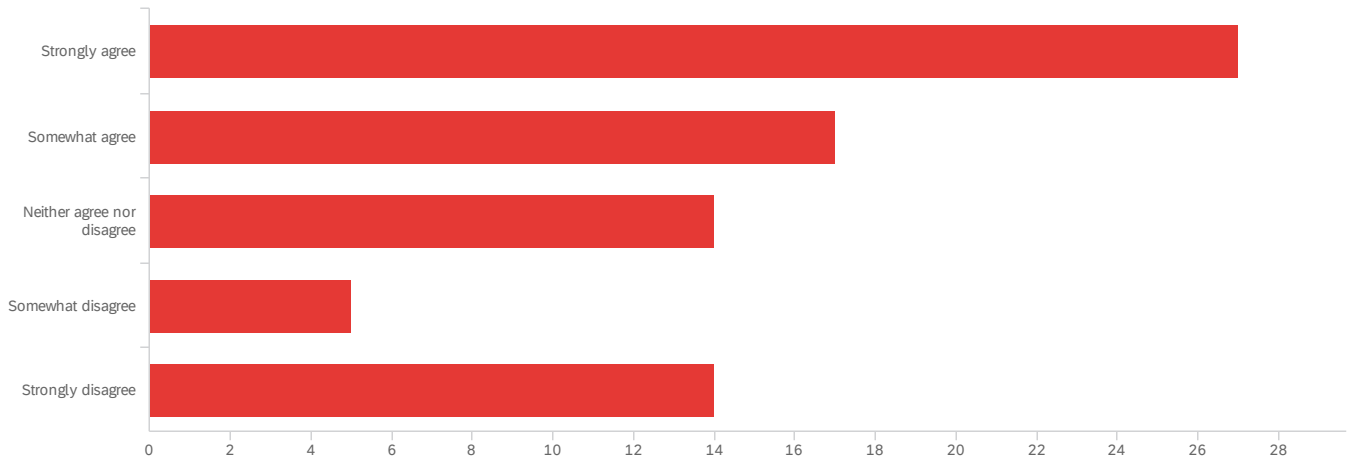


#	Field	Minimum	Maximum	Mean	Std Deviation	Variance	Count
1	Steps taken by the organization to support mental health have improved my mental health.	1.00	5.00	3.25	1.14	1.30	77

#	Field	Choice Count
1	Strongly agree	10.39% 8
2	Somewhat agree	7.79% 6
3	Neither agree nor disagree	45.45% 35
4	Somewhat disagree	19.48% 15
5	Strongly disagree	16.88% 13
		77

Showing rows 1 - 6 of 6

Q10 - My immediate manager creates an environment where mental health can be discussed.

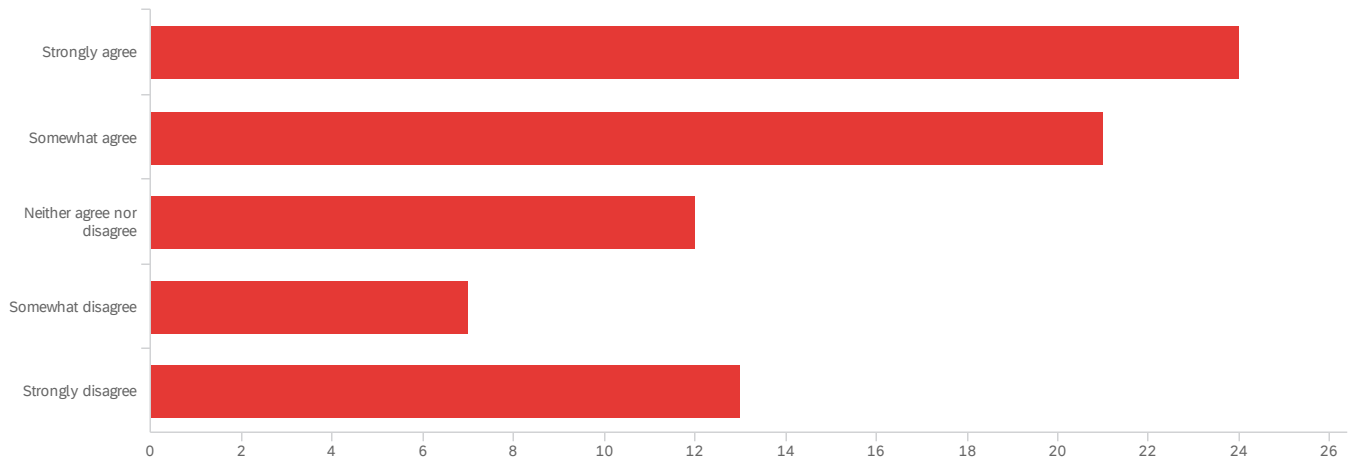


#	Field	Minimum	Maximum	Mean	Std Deviation	Variance	Count
1	My immediate manager creates an environment where mental health can be discussed.	1.00	5.00	2.51	1.47	2.17	77

#	Field	Choice Count
1	Strongly agree	35.06% 27
2	Somewhat agree	22.08% 17
3	Neither agree nor disagree	18.18% 14
4	Somewhat disagree	6.49% 5
5	Strongly disagree	18.18% 14
		77

Showing rows 1 - 6 of 6

Q11 - My immediate manager prioritizes the mental health of our team

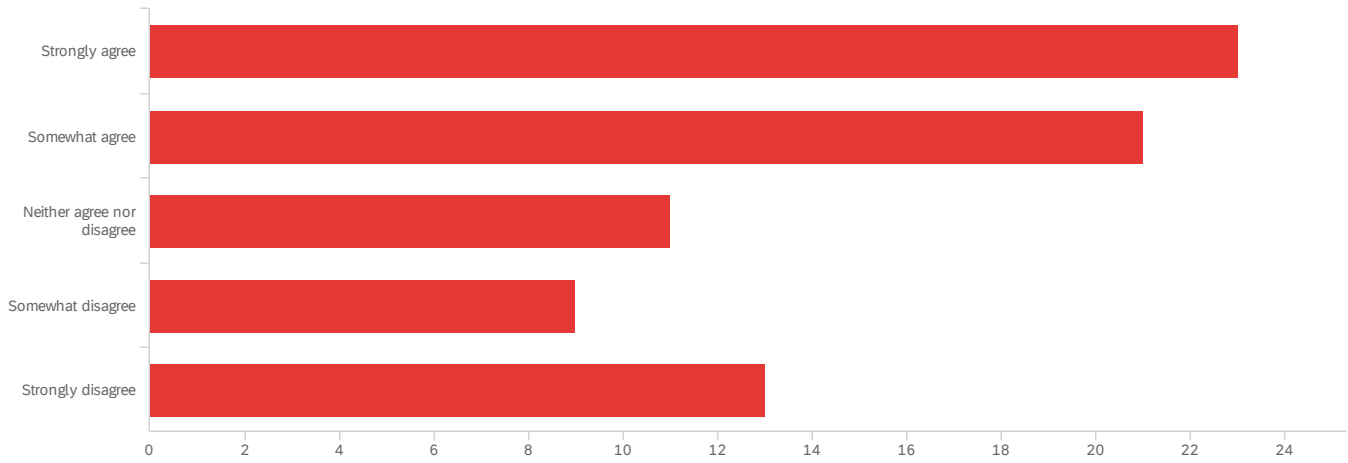


#	Field	Minimum	Maximum	Mean	Std Deviation	Variance	Count
1	My immediate manager prioritizes the mental health of our team	1.00	5.00	2.53	1.44	2.07	77

#	Field	Choice Count
1	Strongly agree	31.17% 24
2	Somewhat agree	27.27% 21
3	Neither agree nor disagree	15.58% 12
4	Somewhat disagree	9.09% 7
5	Strongly disagree	16.88% 13
		77

Showing rows 1 - 6 of 6

Q12 - I can openly discuss mental health challenges and concerns with my immediate manager.

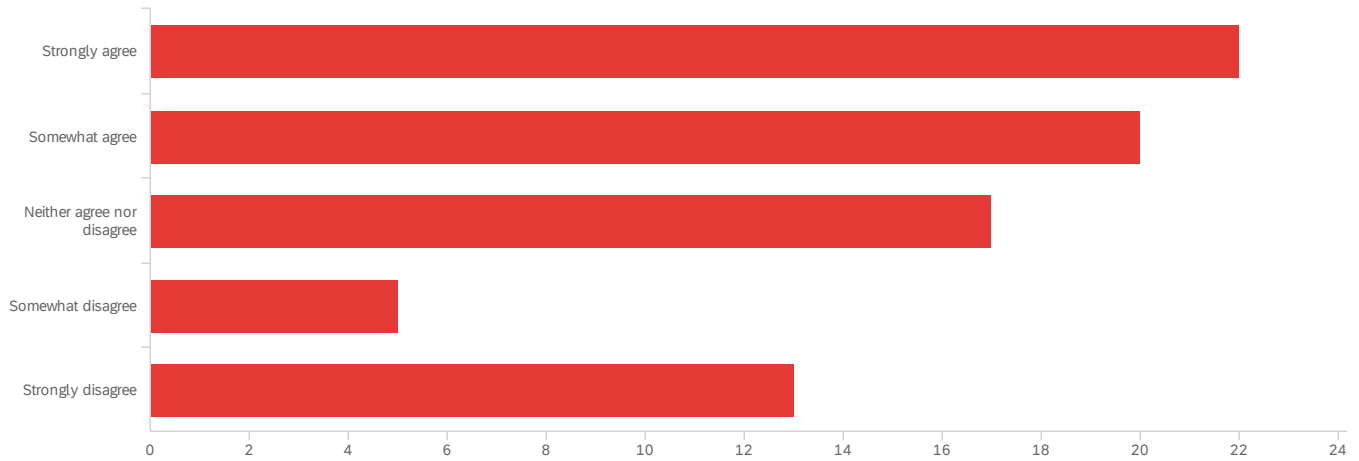


#	Field	Minimum	Maximum	Mean	Std Deviation	Variance	Count
1	I can openly discuss mental health challenges and concerns with my immediate manager.	1.00	5.00	2.58	1.44	2.09	77

#	Field	Choice Count
1	Strongly agree	29.87% 23
2	Somewhat agree	27.27% 21
3	Neither agree nor disagree	14.29% 11
4	Somewhat disagree	11.69% 9
5	Strongly disagree	16.88% 13
		77

Showing rows 1 - 6 of 6

Q13 - My manager has or would make changes to my workload or work environment in order to improve my mental health.



#	Field	Minimum	Maximum	Mean	Std Deviation	Variance	Count
1	My manager has or would make changes to my workload or work environment in order to improve my mental health.	1.00	5.00	2.57	1.40	1.96	77

#	Field	Choice Count
1	Strongly agree	28.57% 22
2	Somewhat agree	25.97% 20
3	Neither agree nor disagree	22.08% 17
4	Somewhat disagree	6.49% 5
5	Strongly disagree	16.88% 13
		77

Showing rows 1 - 6 of 6